THT/ROOF

400ºC/2h and 300ºC/2h roof-mounted helical extractor fans with vertical air outlet

Roof-mounted helical extractor fans with vertical air outlet, for work in fire risk zones, designed for smoke extraction in industrial or similar buildings.

Fan:
- Galvanised sheet steel support base with anti-corrosive treatment.
- Cast aluminium orientable rotors.
- Anti-contact protective grille pursuant to standard UNE-EN ISO 12499.
- Anti-return hatch in aluminium sheet metal to prevent the entry of water when the fan is not operating.
- Approved in accordance with standard EN 12101-3. With 0370-CPR-0305 (F400) and 0370-CPR-0973 (F300) certificates.
- Motor-rotor airflow direction.

Motor:
- Class H motors for S1 continuous operation and S2 emergency use. With ball bearings and class IP55 protection.
- Three-phase 230/400V.-50Hz. (up to 3 kW) and 400/690V.-50Hz. (powers greater than 3 kW)
- Maximum temperature of air to be carried: S1 continuous operation -20ºC +40ºC. S2 operation, 300ºC/2h, 400ºC/2h

Finish:
- Anti-corrosive finish of polyester resin polymerised at 190ºC, previously degreased with phosphate-free nanotechnological treatment.

On request:
- Extractor fans with 2-speed motors.
- 2 and 8-pole fans depending on diameter.

Order code

00From size 40 to size 100

THT/ROOF	—	56	—	4T	—	2	—	F400
THT/ROOF: 400ºC/2h and 300ºC/2h roof-mounted helical extractor fans with vertical air outlet		Rotor diameter in cm		Number of motor poles T: Three-phase		Motor power (c.v.)		F-300: Approval. Tested for 300ºC/2h. F400: Approval 400ºC/2h

Size 120

THT/ROOF	—	125	—	4T/9	—	24	—	F400
THT/ROOF: 400ºC/2h and 300ºC/2h roof-mounted helical extractor fans with vertical air outlet		Rotor diameter in cm		Number of motor poles T: Three-phase / Number of blades 3 blades 6 blades 9 blades		Motor power (c.v.)		F-300: Approval. Tested for 300ºC/2h. F400: Approval 400ºC/2h

Technical characteristics

Model	Speed	Maximum admissible current (A)			Installed power	Angle inclination blades	Maximum flow rate	Sound pressure level dB(A)(1)		Approx. weight
	(r/min)	230V	400V	690V	(W)	(º)	(m3/h)	Aspiration	Discharge	(Kg)
THT/ROOF-40-4T-0.75	1420	2.90	1.70		0.55	32	4800	51	46	39
THT/ROOF-40-6T-0.75	930	3.30	1.90		0.55	32	3150	40	36	44
THT/ROOF-45-4T-0.75	1420	2.90	1.70		0.55	36	7450	55	50	42
THT/ROOF-45-6T-0.75	930	3.30	1.90		0.55	30	4450	42	38	47
THT/ROOF-50-4T-1	1430	3.80	2.20		0.75	28	9750	59	54	51
THT/ROOF-50-6T-0.75	930	3.30	1.90		0.55	32	7000	47	43	54
THT/ROOF-56-4T-1	1430	3.80	2.20		0.75	22	11250	63	58	58

Technical characteristics

Model	Speed	Maximum admissible current (A)			Installed power	Angle inclination blades	Maximum flow rate	Sound pressure level dB(A)(1)		Approx. weight
	(r/min)	230V	400V	690V	(W)	(º)	(m^3/h)	Aspiration	Discharge	(Kg)
THT/ROOF-56-4T-1.5	1420	4.70	2.70		1.10	30	13600	64	59	58
THT/ROOF-56-4T-2	1425	6.60	3.80		1.50	36	15050	65	60	61
THT/ROOF-56-6T-0.75	930	3.30	1.90		0.55	38	10150	52	48	57
THT/ROOF-63-4T-1.5	1420	4.70	2.70		1.10	20	17800	63	59	67
THT/ROOF-63-4T-2	1425	6.60	3.80		1.50	24	19300	63	59	71
THT/ROOF-63-4T-3	1435	9.20	5.30		2.20	32	22150	65	61	76
THT/ROOF-63-4T-4	1430	11.40	6.60		3.00	38	24250	66	62	85
THT/ROOF-63-6T-0.75	930	3.30	1.90		0.55	28	13600	55	51	67
THT/ROOF-63-6T-1	940	4.40	2.60		0.75	38	15900	57	53	70
THT/ROOF-71-4T-2	1425	6.60	3.80		1.50	14	20900	68	64	78
THT/ROOF-71-4T-3	1435	9.20	5.30		2.20	22	25100	67	63	83
THT/ROOF-71-4T-4	1430	11.40	6.60		3.00	28	27500	68	64	92
THT/ROOF-71-6T-0.75	930	3.30	1.90		0.55	20	16100	56	53	74
THT/ROOF-71-6T-1	940	4.40	2.60		0.75	26	17300	57	53	77
THT/ROOF-71-6T-1.5	945	6.40	3.70		1.10	34	19950	58	54	83
THT/ROOF-80-4T-4	1430	11.40	6.60		3.00	16	30250	71	67	114
THT/ROOF-80-4T-5.5	1440		8.40	4.85	4.00	18	32750	71	67	121
THT/ROOF-80-6T-1.5	945	6.40	3.70		1.10	18	21450	61	57	105
THT/ROOF-80-6T-2	945	7.40	4.30		1.50	26	25950	62	58	114
THT/ROOF-80-6T-3	950	10.30	5.90		2.20	32	29950	63	59	120
THT/ROOF-90-4T-5.5	1440		8.40	4.85	4.00	12	38900	75	71	134
THT/ROOF-90-4T-7.5	1430		11.50	6.64	5.50	18	46150	74	70	161
THT/ROOF-90-4T-10	1460		17.70	10.22	7.50	22	50150	73	69	172
THT/ROOF-90-6T-2	945	7.40	4.30		1.50	16	28800	64	60	127
THT/ROOF-90-6T-3	950	10.30	5.90		2.20	24	34000	65	60	134
THT/ROOF-90-6T-4	945	15.00	8.70		3.00	30	38900	66	62	159
THT/ROOF-100-4T-7.5	1430		11.50	6.64	5.50	10	46850	79	75	172
THT/ROOF-100-4T-10	1460		17.70	10.22	7.50	16	57400	77	73	183
THT/ROOF-100-4T-15	1455		23.00	13.28	11.00	22	66300	76	72	236
THT/ROOF-100-4T-20	1460		29.00	16.74	15.00	28	76150	78	74	251
THT/ROOF-100-6T-3	950	10.30	5.90		2.20	16	37600	67	64	146
THT/ROOF-100-6T-4	945	15.00	8.70		3.00	20	41150	67	62	171
THT/ROOF-100-6T-5.5	970		11.00	6.35	4.00	26	47800	68	64	183
THT/ROOF-125-4T/3-25	1465		37.00	21.36	18.50	20	98350	81	76	404
THT/ROOF-125-4T/3-30	1470		42.00	24.25	22.00	24	110350	82	77	418
THT/ROOF-125-4T/3-40	1475		58.00	33.49	30.00	30	125000	83	78	499
THT/ROOF-125-4T/6-25	1465		37.00	21.36	18.50	14	92550	80	75	413
THT/ROOF-125-4T/6-30	1470		42.00	24.25	22.00	16	98850	80	75	427
THT/ROOF-125-4T/6-40	1475		58.00	33.49	30.00	22	117450	82	77	507
THT/ROOF-125-4T/6-50	1480		73.00	42.15	37.00	26	131050	83	78	543
THT/ROOF-125-4T/9-25	1465		37.00	21.36	18.50	10	79650	78	73	422
THT/ROOF-125-4T/9-30	1470		42.00	24.25	22.00	12	88300	79	74	436
THT/ROOF-125-4T/9-40	1475		58.00	33.49	30.00	16	104050	81	76	516
THT/ROOF-125-4T/9-50	1480		73.00	42.15	37.00	20	118400	83	78	552
THT/ROOF-125-6T/3-4	945	15.00	8.70		3.00	12	46750	70	65	267
THT/ROOF-125-6T/3-5.5	970		11.00	6.35	4.00	16	55400	70	66	279
THT/ROOF-125-6T/3-7.5	970		14.00	8.08	5.50	22	68400	71	67	286
THT/ROOF-125-6T/3-10	960		18.60	10.74	7.50	28	79150	73	69	316
THT/ROOF-125-6T/3-15	955		26.00	15.01	11.00	34	87150	74	70	346
THT/ROOF-125-6T/3-20	950		35.50	20.50	15.00	38	91650	75	71	404
THT/ROOF-125-6T/6-5.5	970		11.00	6.35	4.00	10	51500	66	62	288
THT/ROOF-125-6T/6-7.5	970		14.00	8.08	5.50	14	60650	66	62	295
THT/ROOF-125-6T/6-10	960		18.60	10.74	7.50	20	72650	68	64	325
THT/ROOF-125-6T/6-15	955		26.00	15.01	11.00	26	85850	70	66	355
THT/ROOF-125-6T/6-20	950		35.50	20.50	15.00	30	92850	71	67	413
THT/ROOF-125-6T/9-10	960		18.60	10.74	7.50	14	63500	68	64	334
THT/ROOF-125-6T/9-15	955		26.00	15.01	11.00	20	77550	71	67	364
THT/ROOF-125-6T/9-20	950		35.50	20.50	15.00	26	92950	74	70	422

(1) The noise level values are pressures in dB(A) measured at a distance of 6 metres in a free field.

Acoustic characteristics

Noise power spectrum Lw(A) in dB(A) per Hz frequency band.

Values taken during aspiration with maximum flow rate

Model	63	125	250	500	1000	2000	4000	8000
40-4-0.75	36	57	64	69	72	68	61	50
40-6-0,75	25	46	53	58	61	57	50	39
45-4-0,75	40	61	68	73	76	72	65	54
45-6-0,75	27	48	55	60	63	59	52	41
50-4-1	44	64	72	77	79	76	69	58
50-6-0,75	32	52	60	65	67	64	57	46
56-4-1	48	68	76	81	83	80	73	62
56-4-1,5	49	69	77	82	84	81	74	63
56-4-2	50	70	78	83	85	82	75	64
56-6-0,75	37	57	65	70	72	69	62	51
63-4-1,5	48	68	76	81	83	80	73	65
63-4-2	52	68	76	81	83	80	73	66
63-4-3	53	70	78	83	85	82	77	67
63-4-4	54	71	79	84	86	83	78	68
63-6-0,75	42	60	68	73	75	72	65	56
63-6-1	43	62	70	75	77	74	67	57
71-4-2	53	73	81	86	88	85	78	70
71-4-3	58	72	80	85	87	84	77	71
71-4-4	59	73	81	86	88	85	78	72
71-6-0,75	44	63	72	74	76	73	66	55
71-6-1	45	65	73	75	77	74	67	56
71-6-1,5	46	66	71	76	78	75	68	57
80-4-4	56	76	84	89	91	88	81	74
80-4-5,5	56	76	84	89	91	88	81	74
80-6-1,5	49	66	74	79	81	78	71	60
80-6-2	50	67	75	80	82	79	72	61
80-6-3	51	68	76	81	83	80	73	62
90-4-5,5	60	81	88	93	96	92	85	74
90-4-7,5	59	80	87	92	95	91	84	73
90-4-10	58	79	86	91	94	90	83	72
90-6-2	49	70	77	82	85	81	74	63
90-6-3	56	70	77	82	85	81	74	63
90-6-4	57	72	79	84	87	83	76	65
100-4-7,5	64	84	92	97	99	96	89	78
100-4-10	62	82	90	95	97	94	87	76
100-4-15	61	81	89	94	96	93	86	75
100-4-20	63	83	91	96	98	95	88	77
100-6-3	61	72	80	85	87	84	77	66
100-6-4	64	72	80	85	87	84	77	66
100-6-5,5	64	73	81	86	88	85	78	67
125-4/3-25	73	79	91	101	101	97	89	85
125-4/3-30	74	80	92	102	102	98	90	86
125-4/3-40	75	81	93	103	103	99	91	87
125-4/6-25	68	76	92	99	101	96	90	86
125-4/6-30	68	76	92	99	101	96	90	86
125-4/6-40	70	78	94	101	103	98	92	88
125-4/6-50	71	79	95	102	104	99	93	89
125-4/9-25	66	74	91	97	98	93	88	84
125-4/9-30	67	75	92	98	99	94	89	85
125-4/9-40	69	77	94	100	101	96	91	87
125-4/9-50	71	79	96	102	103	98	93	89
125-6/3-4	66	74	86	90	88	83	74	70
125-6/3-5.5	66	74	86	90	88	83	74	70
125-6/3-7.5	67	75	87	91	89	84	75	71
125-6/3-10	69	77	89	93	91	86	77	73
125-6/3-15	70	78	90	94	92	87	78	74
125-6/3-20	71	79	91	95	93	88	79	75
125-6/6-5.5	60	69	82	85	86	83	72	68
125-6/6-7.5	60	69	82	85	86	83	72	68
125-6/6-10	62	71	84	87	88	85	74	70
125-6/6-15	64	73	86	89	90	87	76	72
125-6/6-20	65	74	87	90	91	88	77	73
125-6/9-10	58	68	83	87	86	85	74	70
125-6/9-15	61	71	86	90	89	88	77	73
125-6/9-20	64	74	89	93	92	91	80	76

Values taken during discharge with maximum flow rate

Model	63	125	250	500	1000	2000	4000	8000
40-4-0,75	31	52	59	64	67	63	56	45
40-6-0,75	21	42	49	54	57	53	46	35
45-4-0,75	35	56	63	68	71	67	60	49
45-6-0,75	23	44	51	56	59	55	48	37
50-4-1	39	59	67	72	74	71	64	53
50-6-0,75	28	48	56	61	63	60	53	42
56-4-1	43	63	71	76	78	75	68	57
56-4-1,5	44	64	72	77	79	76	69	58
56-4-2	45	65	73	78	80	77	70	59
56-6-0,75	33	53	61	66	68	65	58	47
63-4-1,5	44	64	72	77	79	76	69	60
63-4-2	47	64	72	77	79	76	69	61
63-4-3	48	66	74	79	81	78	73	62
63-4-4	49	67	75	80	82	79	74	63
63-6-0,75	38	56	64	69	71	68	61	52
63-6-1	39	58	66	71	73	70	63	53
71-4-2	49	69	77	82	84	81	74	65
71-4-3	53	68	76	81	83	80	73	67
71-4-4	54	69	77	82	84	81	74	68
71-6-0,75	40	60	68	71	73	70	63	52
71-6-1	41	61	69	71	73	70	63	52
71-6-1,5	42	62	67	72	74	71	64	53
80-4-4	52	72	80	85	87	84	77	69
80-4-5,5	52	72	80	85	87	84	77	70
80-6-1,5	45	62	70	75	77	74	67	56
80-6-2	46	63	71	76	78	75	68	57
80-6-3	47	64	72	77	79	76	69	58
90-4-5,5	56	77	84	89	92	88	81	70
90-4-7,5	55	76	83	88	91	87	80	69
90-4-10	54	75	82	87	90	86	79	68
90-6-2	45	66	73	78	81	77	70	59
90-6-3	52	66	73	78	81	77	70	59
90-6-4	53	68	75	80	83	79	72	61
100-4-7,5	60	80	88	93	95	92	85	74
100-4-10	58	78	86	91	93	90	83	72
100-4-15	57	77	85	90	92	89	82	71
100-4-20	59	79	87	92	94	91	84	73
100-6-3	58	69	77	82	84	81	74	63
100-6-4	59	67	75	80	82	79	72	61
100-6-5,5	60	69	77	82	84	81	74	63
125-4/3-25	68	74	86	96	96	92	84	80
125-4/3-30	69	75	87	97	97	93	85	81
125-4/3-40	70	76	88	98	98	94	86	82
125-4/6-25	63	71	87	94	96	91	85	81
125-4/6-30	63	71	87	94	96	91	85	81
125-4/6-40	65	73	89	96	98	93	87	83
125-4/6-50	66	74	90	97	99	94	88	84
125-4/9-25	61	69	86	92	93	88	83	79
125-4/9-30	62	70	87	93	94	89	84	80
125-4/9-40	64	72	89	95	96	91	86	82
125-4/9-50	66	74	91	97	98	93	88	84
125-6/3-4	61	69	81	85	83	78	69	65
125-6/3-5.5	62	70	82	86	84	79	70	66
125-6/3-7.5	63	71	83	87	85	80	71	67
125-6/3-10	65	73	85	89	87	82	73	69
125-6/3-15	66	74	86	90	88	83	74	70
125-6/3-20	67	75	87	91	89	84	75	71
125-6/6-5.5	56	65	78	81	82	79	68	64
125-6/6-7.5	56	65	78	81	82	79	68	64
125-6/6-10	58	67	80	83	84	81	70	66
125-6/6-15	60	69	82	85	86	83	72	68
125-6/6-20	61	70	83	86	87	84	73	69
125-6/9-10	54	64	79	83	82	81	70	66
125-6/9-15	57	67	82	86	85	84	73	69
125-6/9-20	60	70	85	89	88	87	76	72

Dimensions mm

Model	A	B	C	D	ØF	G	H	ØI
THT/ROOF-40	690	360	244	35	519	630	530	12
THT/ROOF-45	700	374	244	35	569	710	590	12
THT/ROOF-50	740	412	244	35	626	900	750	12
THT/ROOF-56	770	438	244	40	686	900	750	14
THT/ROOF-63	810	475	244	40	753	1000	850	14
THT/ROOF-71	890	510	292	40	833	1000	850	14
THT/ROOF-80	950	555.5	292	50	923	1150	1000	14
THT/ROOF-90	1040	611	338	40	1031	1150	1000	14
THT/ROOF-100	1197	659	438	50	1128	1250	1100	14
THT/ROOF-125	1373	785.5	488	50	1376	1600	1450	17

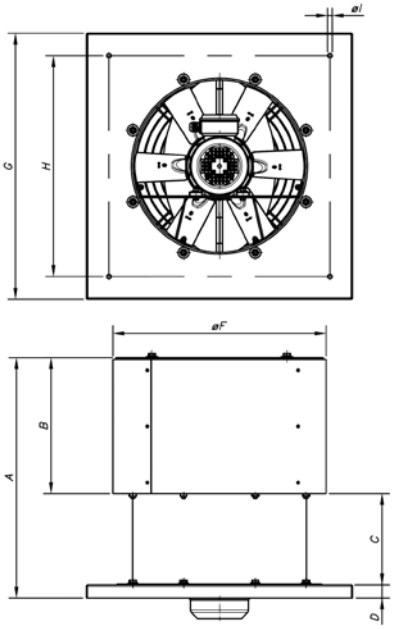

Characteristic curves

Q= Flow rate in m^3/h, m^3/s and cfm. Pe= Static pressure in mmH_2O, Pa and inwg.

40-4T

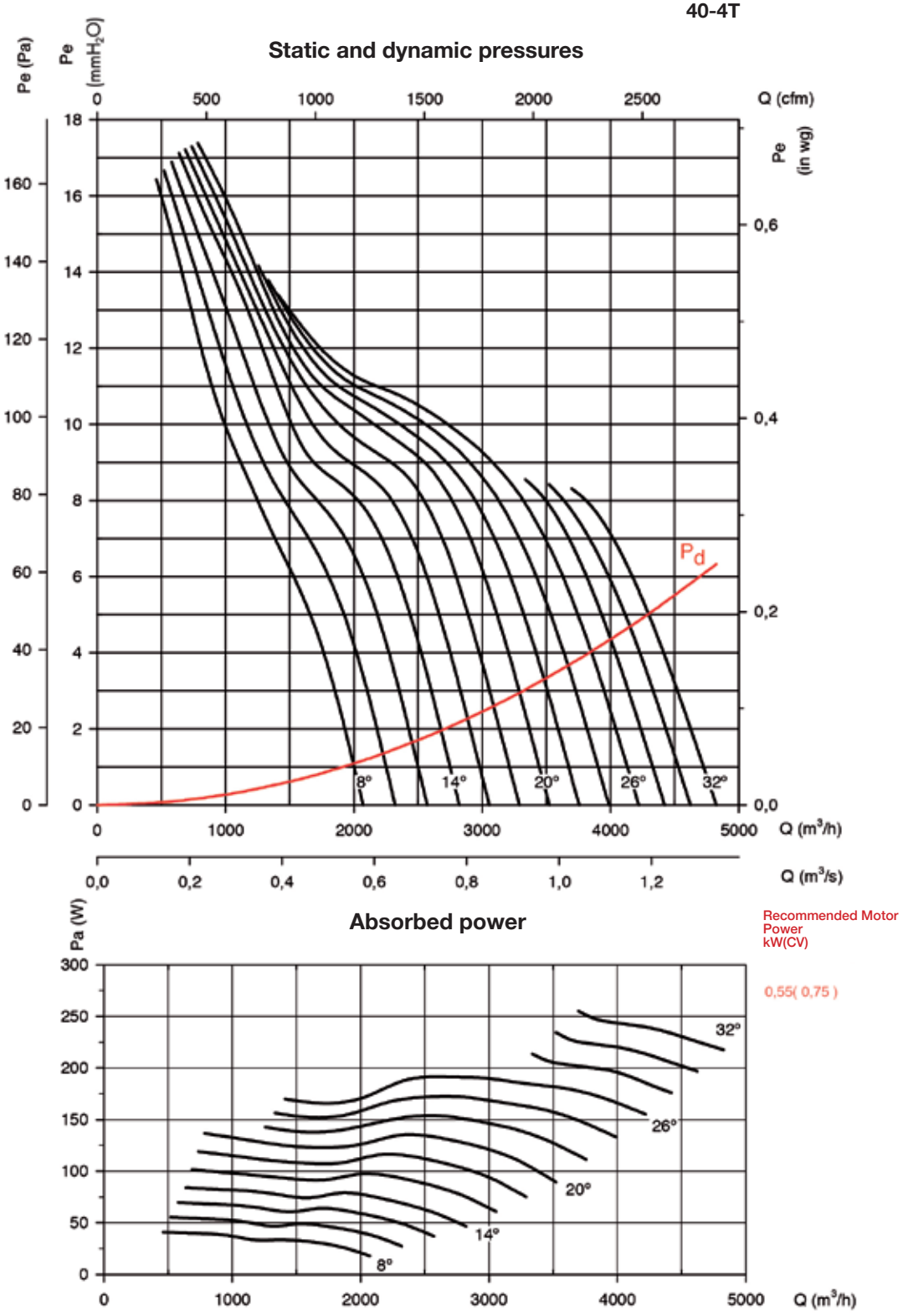

Recommended Motor Power kW(CV)

0,55(0,75)

Consult best efficiency point (BEP) characteristics at the end of the series.

Characteristic curves

Q= Flow rate in m^3/h, m^3/s and cfm. Pe= Static pressure in mmH_2O, Pa and inwg.

40-6T

Static and dynamic pressures

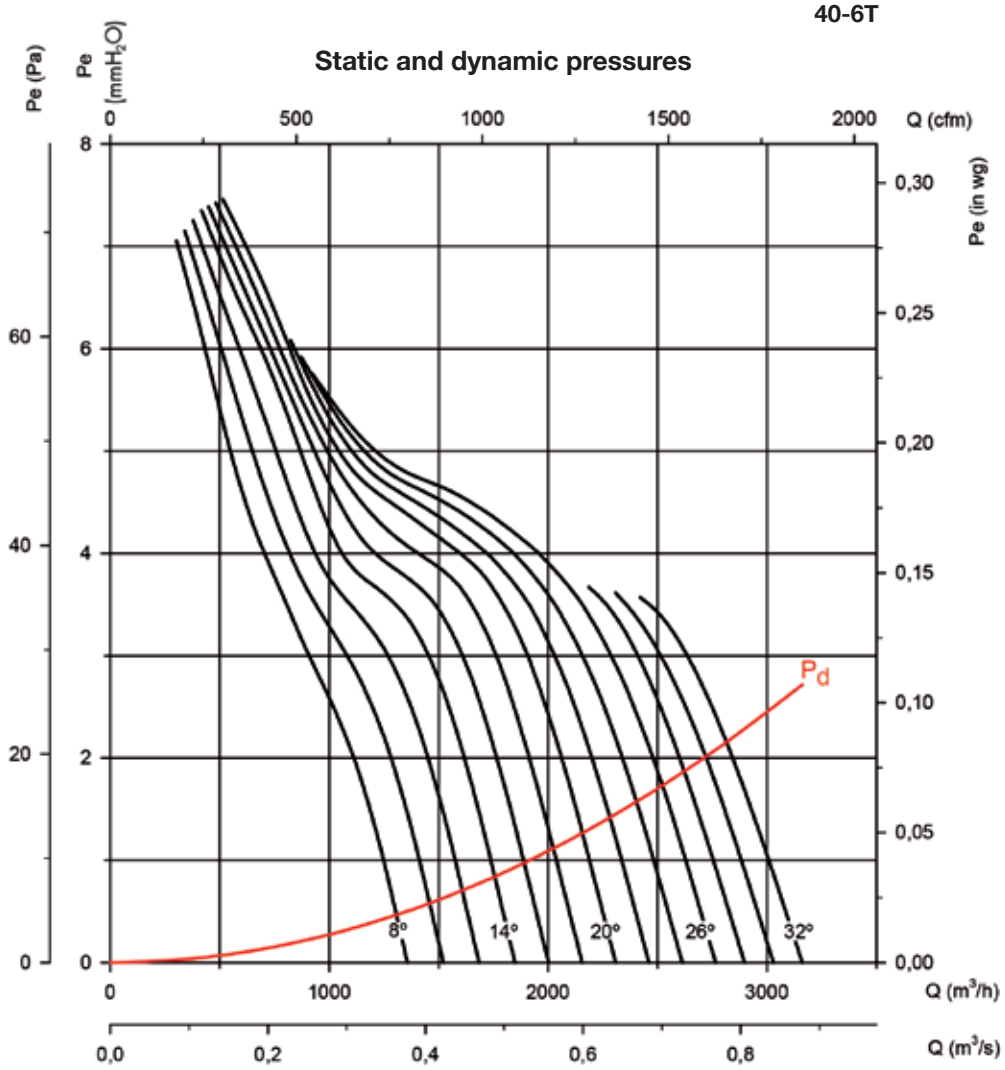

Absorbed power

Recommended Motor Power kW(CV)

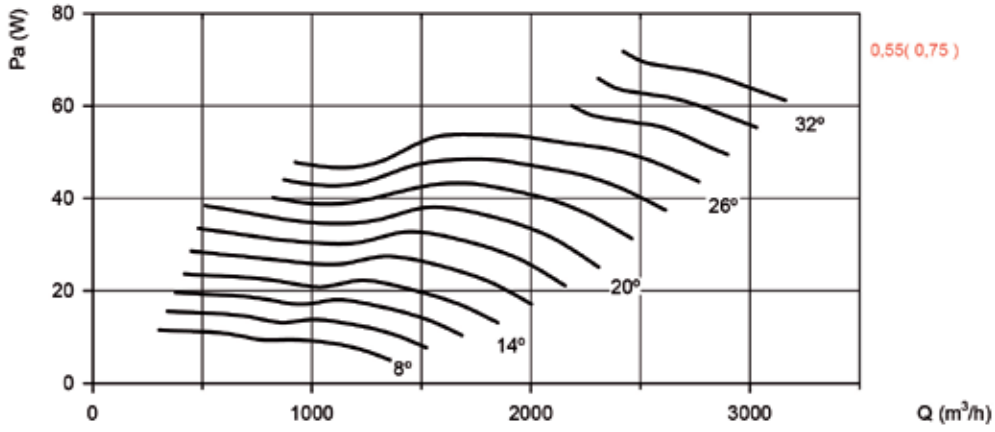

Consult best efficiency point (BEP) characteristics at the end of the series.

Characteristic curves

Q= Flow rate in m^3/h, m^3/s and cfm. Pe= Static pressure in mmH_2O, Pa and inwg.

45-4T

Static and dynamic pressures

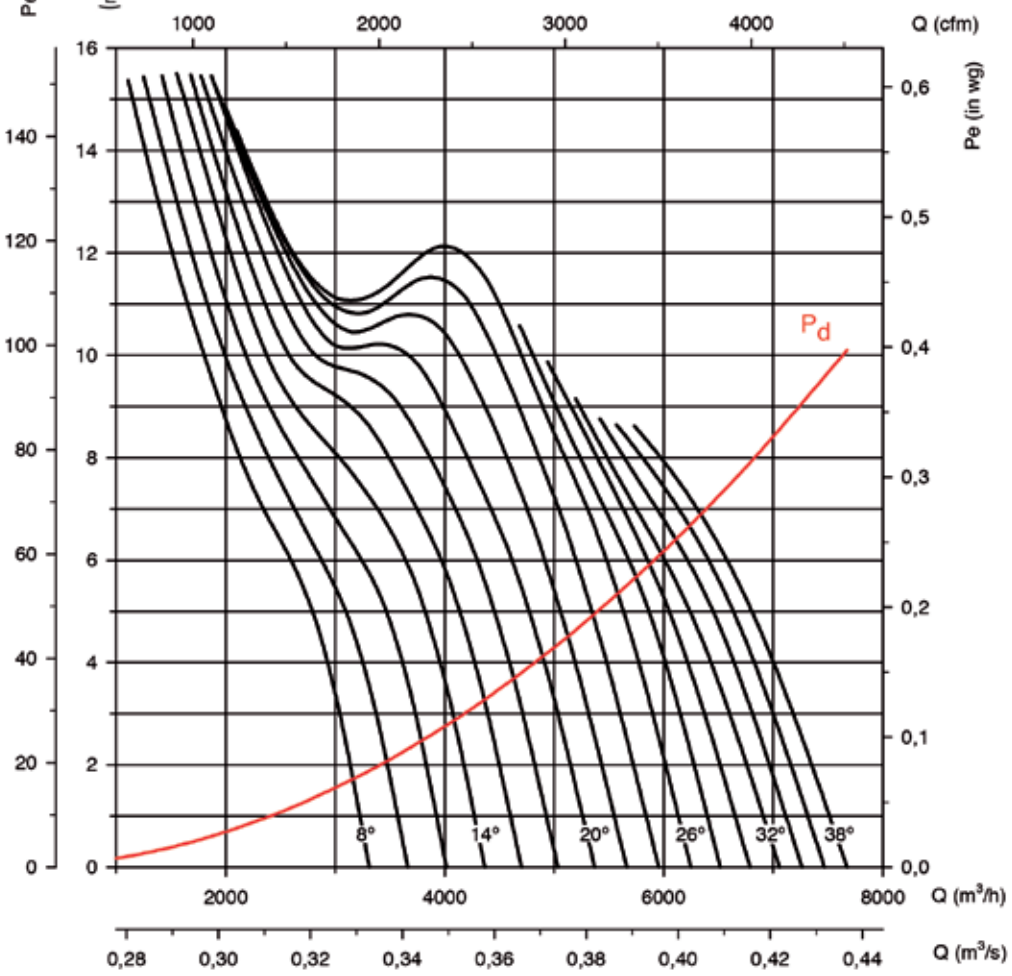

Absorbed power

Recommended Motor Power kW(CV)

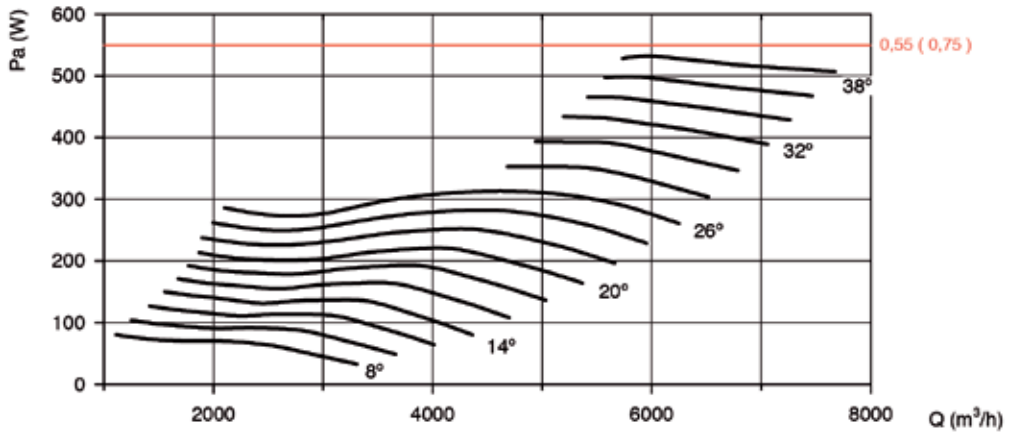

Consult best efficiency point (BEP) characteristics at the end of the series.

Characteristic curves

Q= Flow rate in m^3/h, m^3/s and cfm. Pe= Static pressure in mmH_2O, Pa and inwg.

45-6T

Static and dynamic pressures

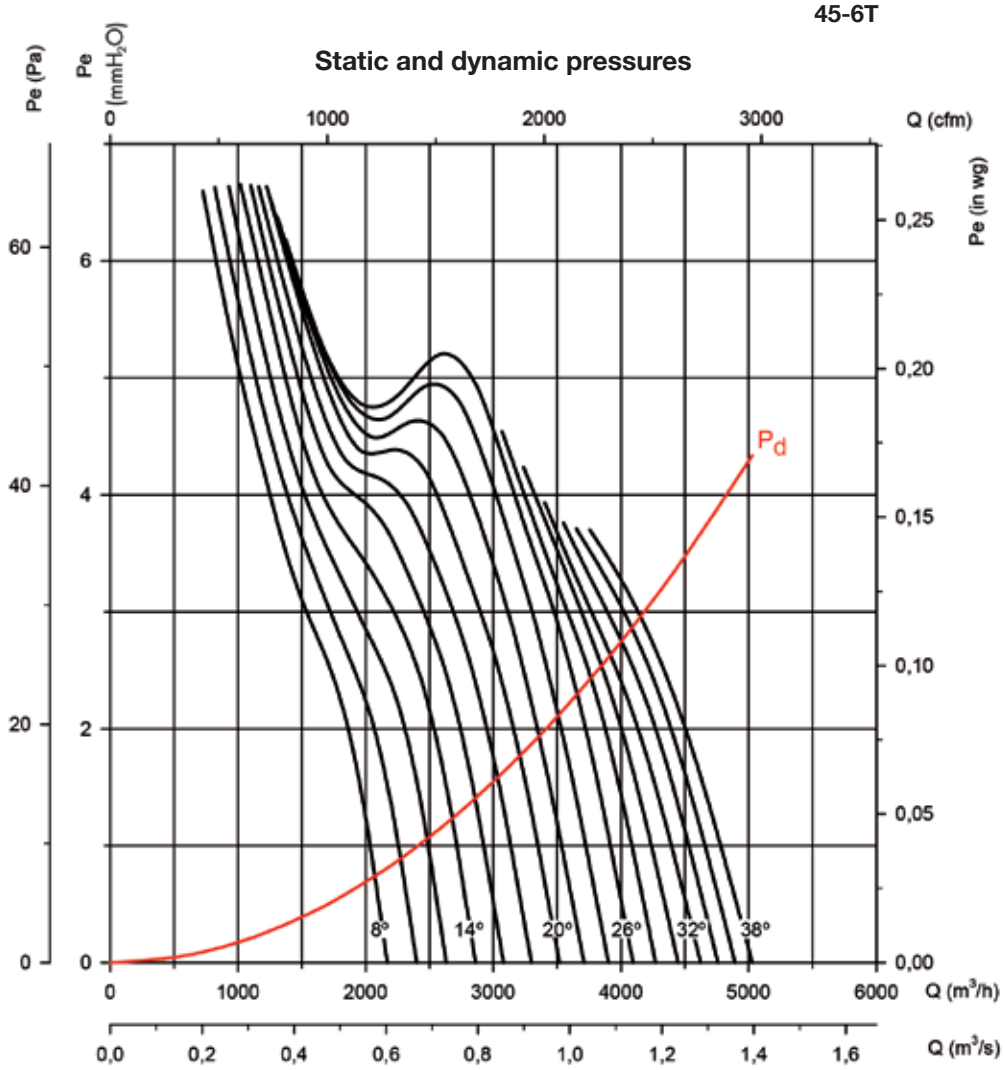

Absorbed power

Recommended Motor Power kW(CV)

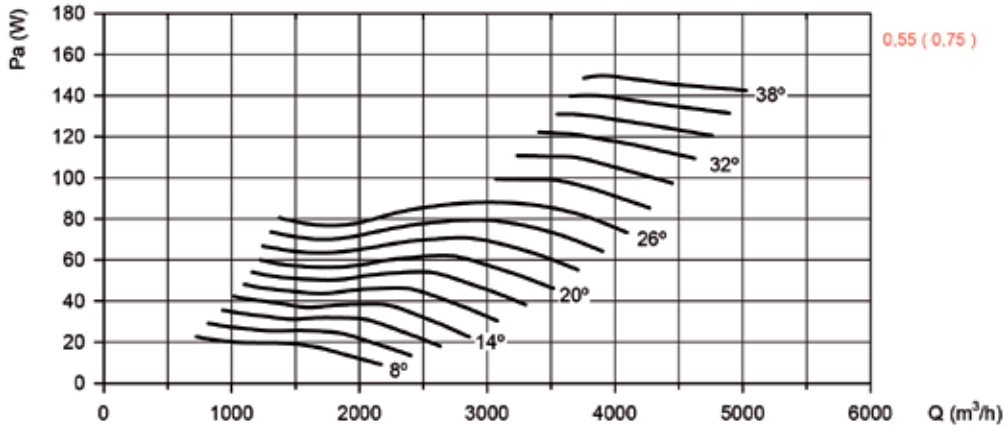

Consult best efficiency point (BEP) characteristics at the end of the series.

Characteristic curves

Q= Flow rate in m^3/h, m^3/s and cfm. Pe= Static pressure in mmH_2O, Pa and inwg.

50-4T

Static and dynamic pressures

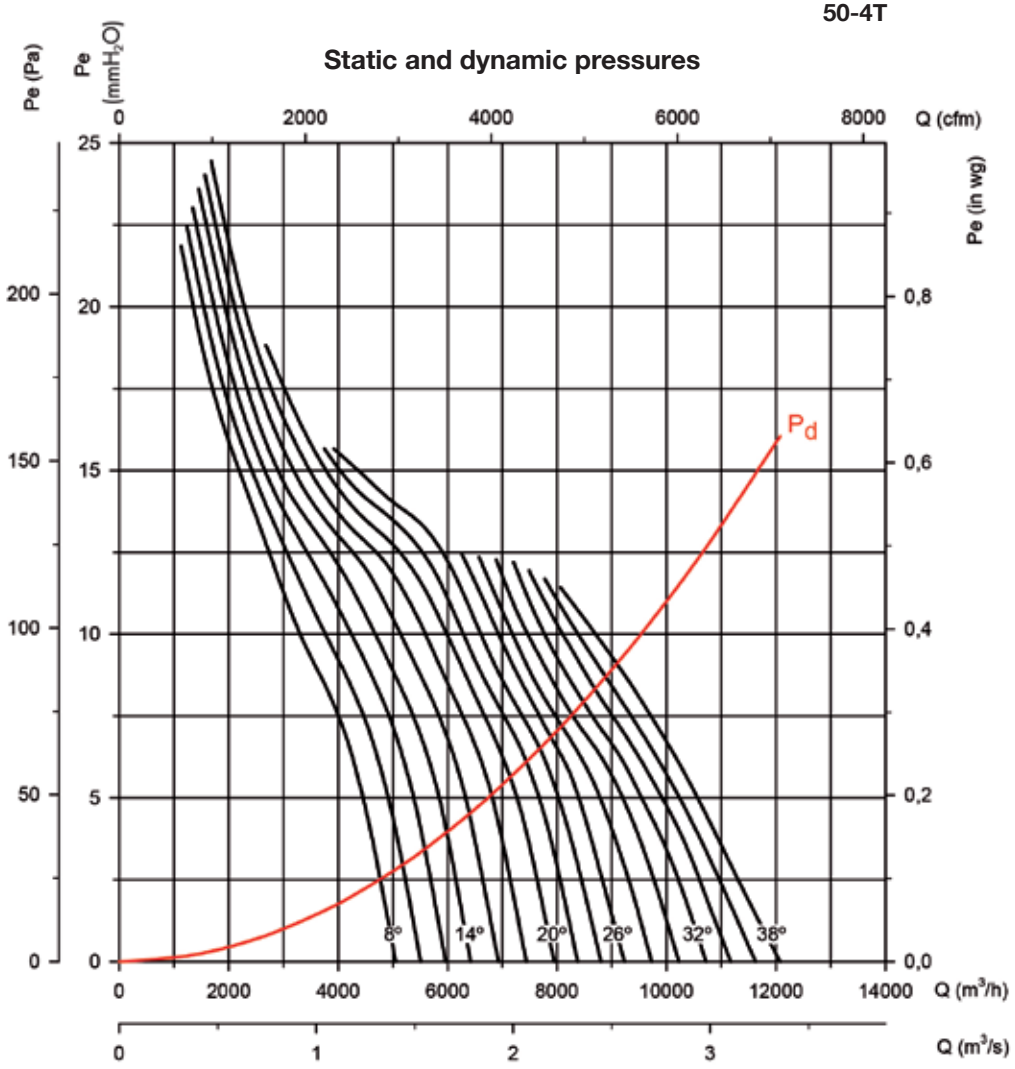

Absorbed power

Recommended Motor Power kW(CV)

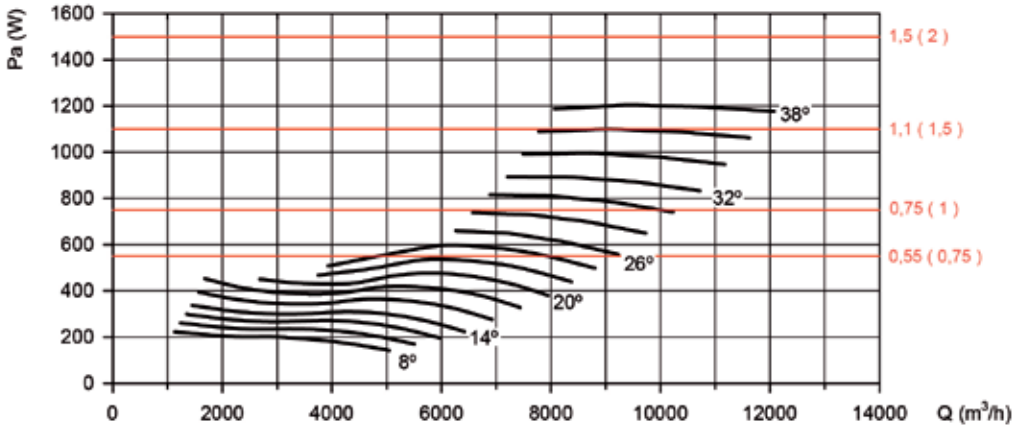

Consult best efficiency point (BEP) characteristics at the end of the series.

Characteristic curves

Q= Flow rate in m^3/h, m^3/s and cfm. Pe= Static pressure in mmH_2O, Pa and inwg.

50-6T

Static and dynamic pressures

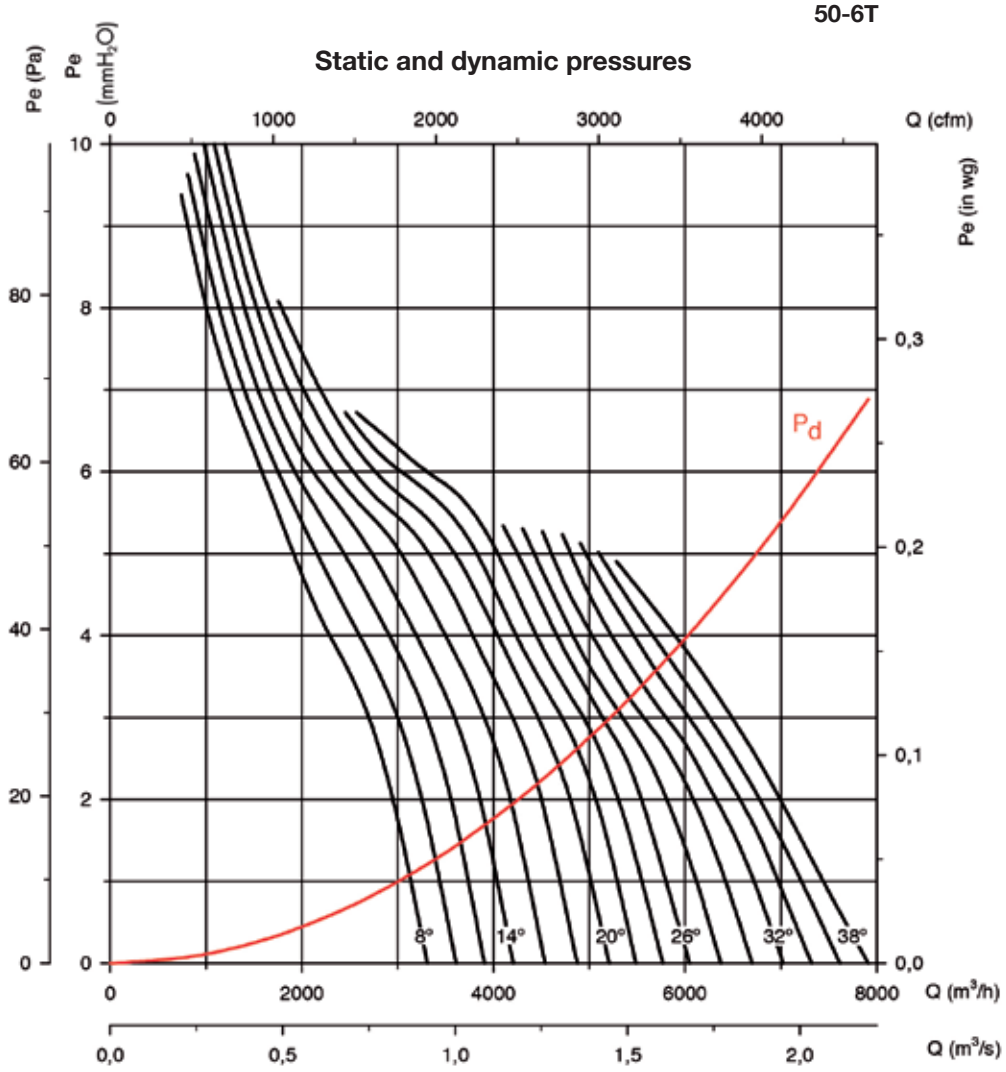

Absorbed power

Recommended Motor Power kW(CV)

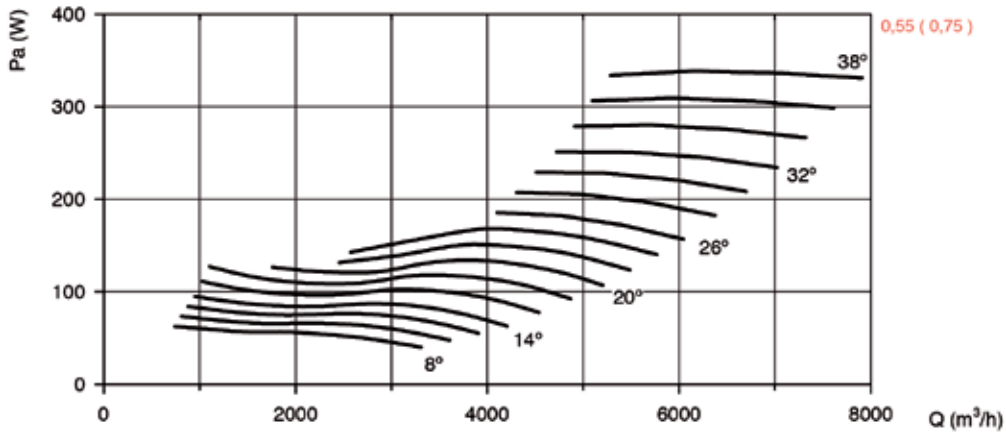

Consult best efficiency point (BEP) characteristics at the end of the series.

Characteristic curves

Q= Flow rate in m^3/h, m^3/s and cfm. Pe= Static pressure in mmH_2O, Pa and inwg.

56-4T

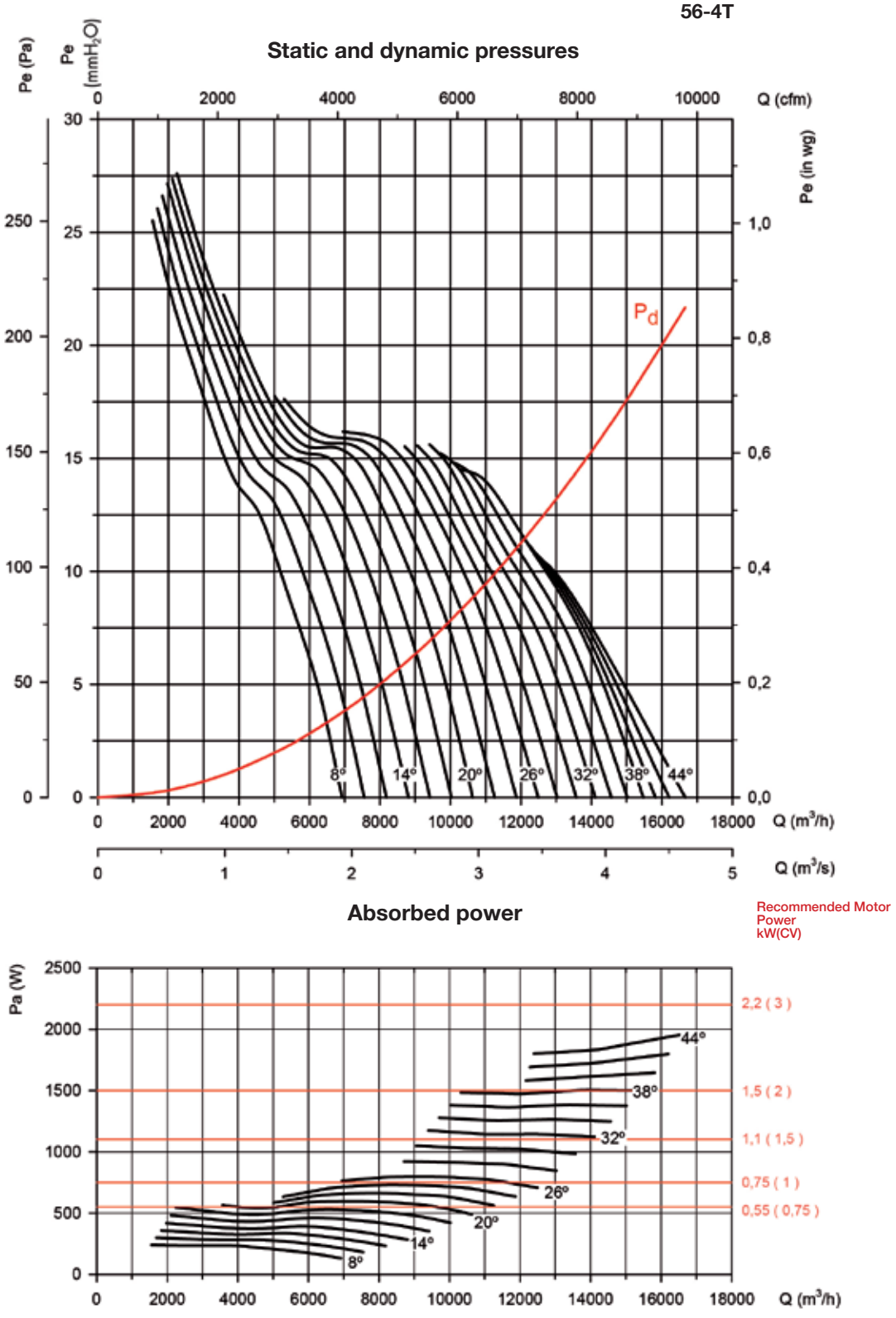

Consult best efficiency point (BEP) characteristics at the end of the series.

Characteristic curves

Q= Flow rate in m^3/h, m^3/s and cfm. Pe= Static pressure in mmH_2O, Pa and inwg.

56-6T

Static and dynamic pressures

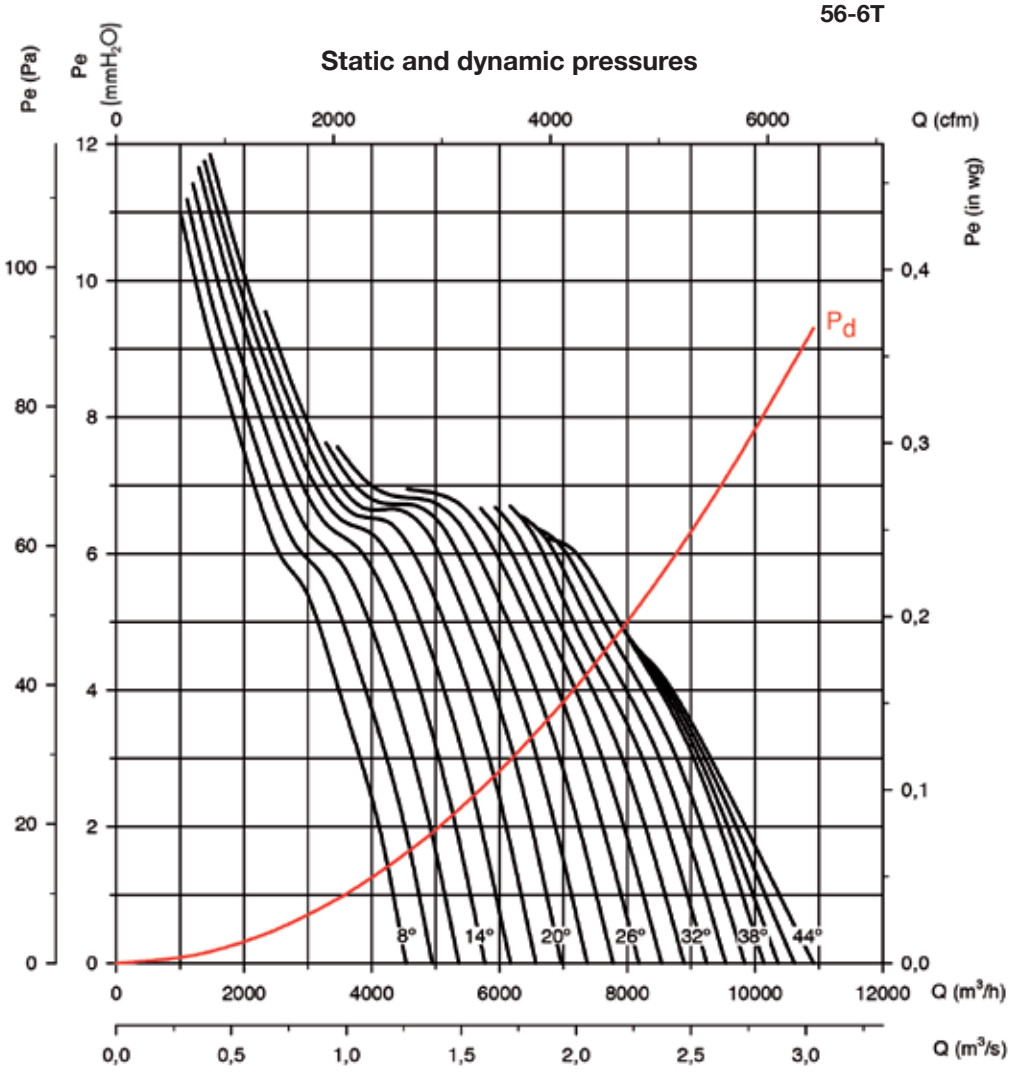

Absorbed power

Recommended Motor Power kW(CV)

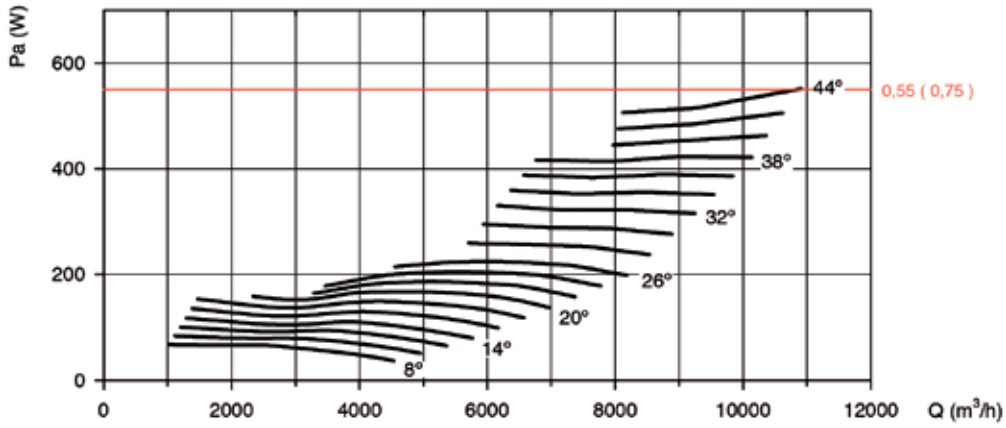

Consult best efficiency point (BEP) characteristics at the end of the series.

Characteristic curves

Q= Flow rate in m^3/h, m^3/s and cfm. Pe= Static pressure in mmH_2O, Pa and inwg.

63-4T

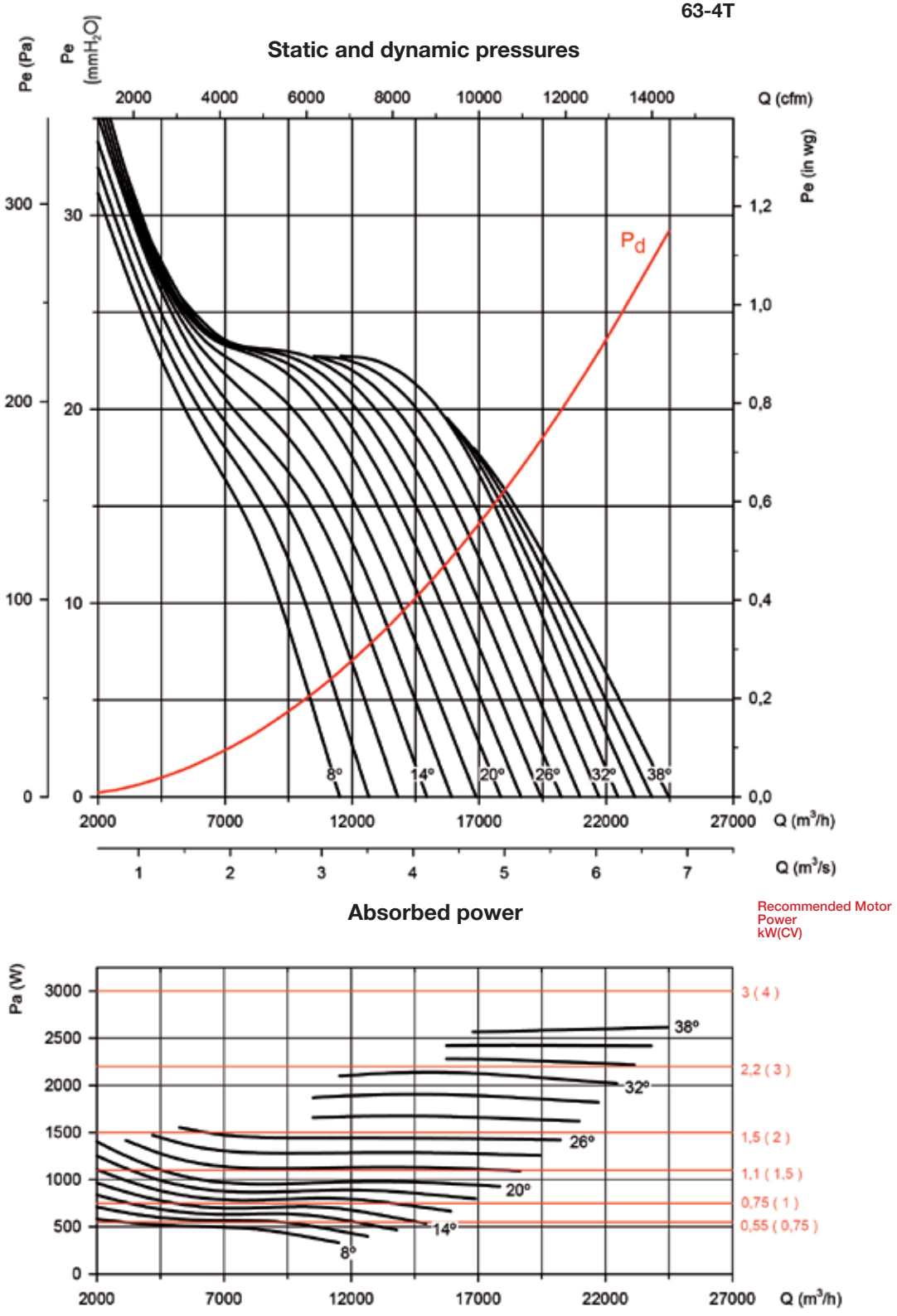

Consult best efficiency point (BEP) characteristics at the end of the series.

Characteristic curves

Q= Flow rate in m^3/h, m^3/s and cfm. Pe= Static pressure in mmH_2O, Pa and inwg.

63-6T

Static and dynamic pressures

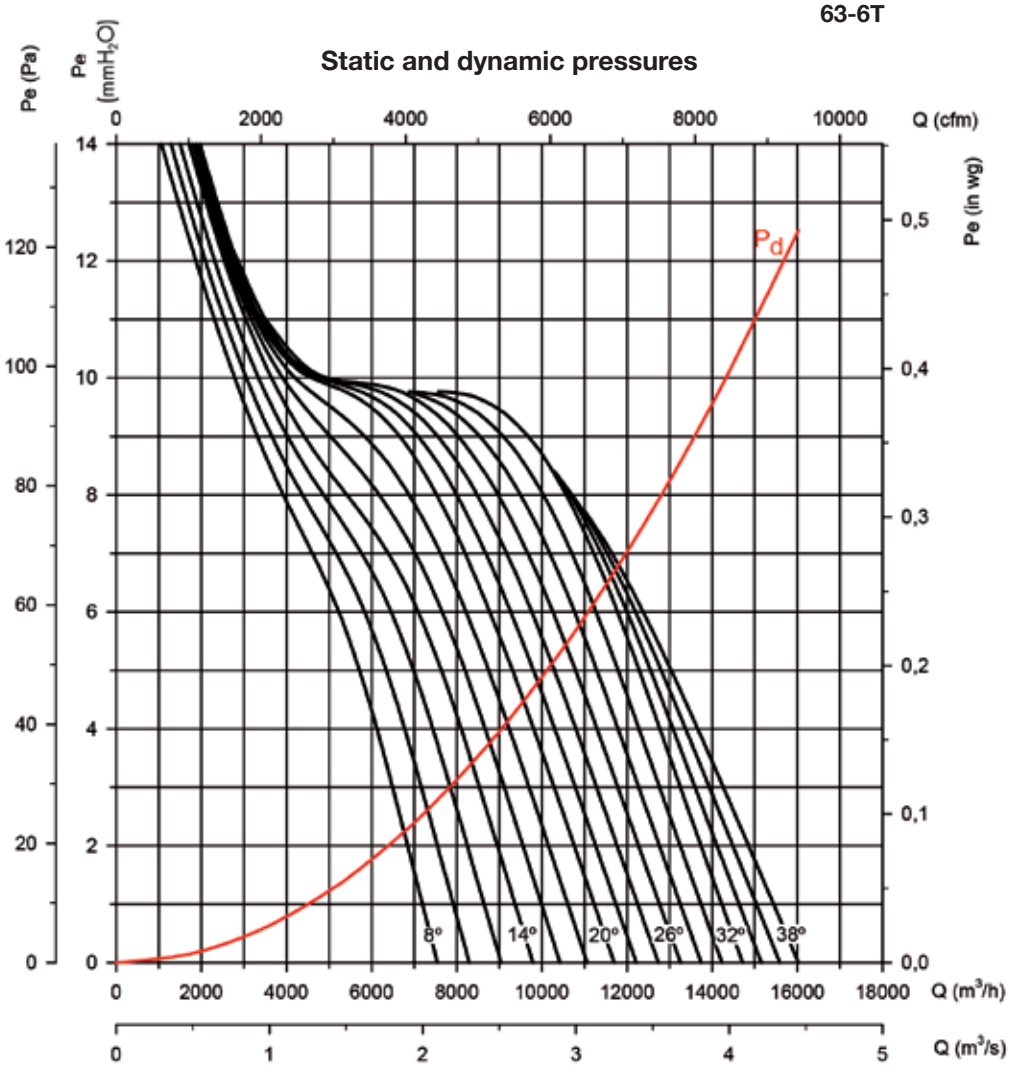

Absorbed power

Recommended Motor Power kW(CV)

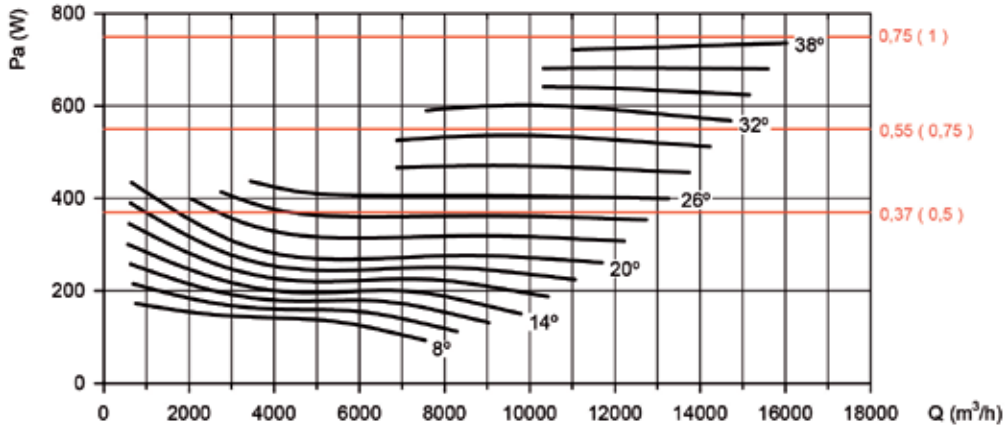

Consult best efficiency point (BEP) characteristics at the end of the series.

Characteristic curves

Q= Flow rate in m^3/h, m^3/s and cfm. Pe= Static pressure in mmH_2O, Pa and inwg.

71-4T

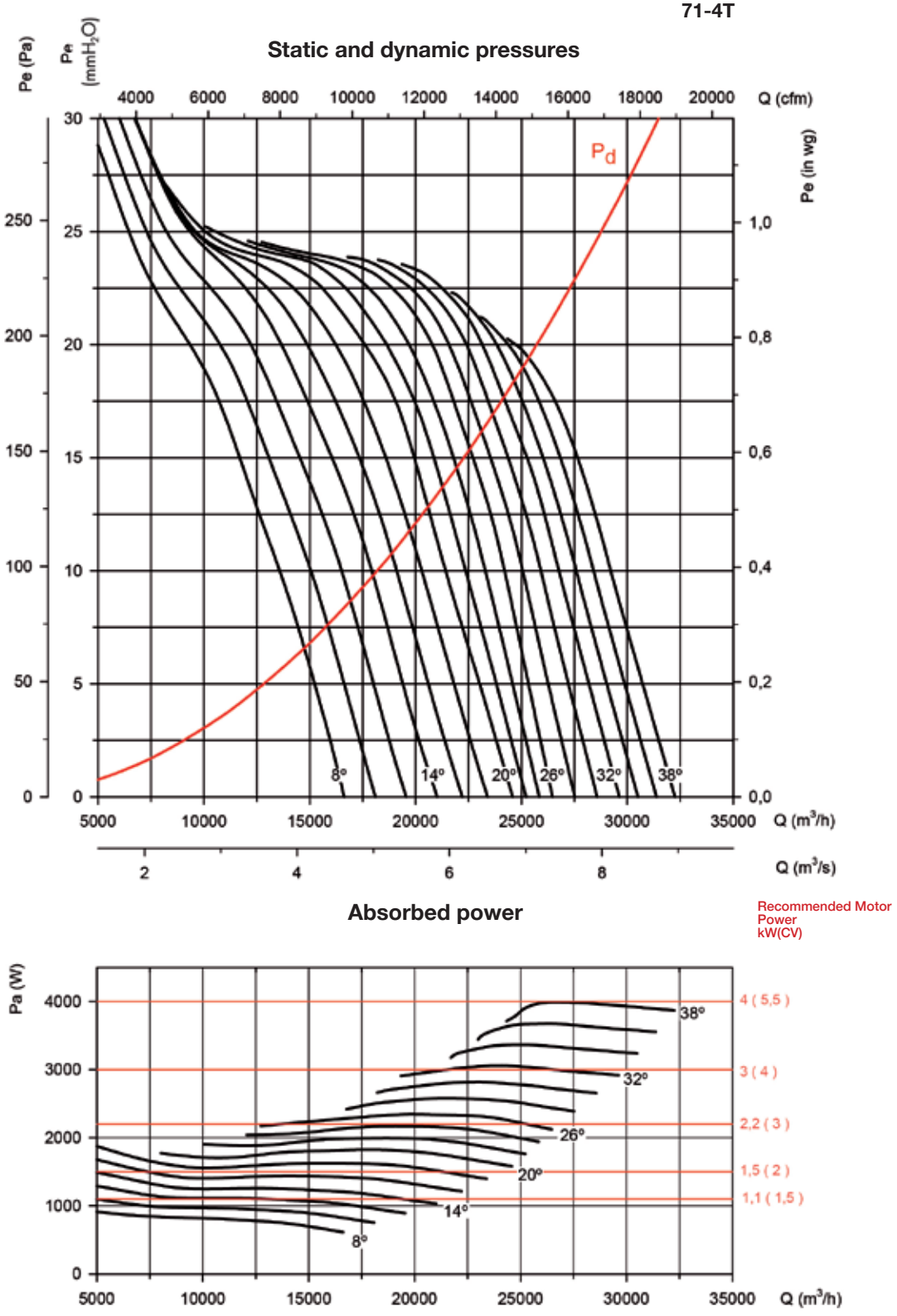

Consult best efficiency point (BEP) characteristics at the end of the series.

Characteristic curves

Q= Flow rate in m^3/h, m^3/s and cfm. Pe= Static pressure in mmH_2O, Pa and inwg.

71-6T

Static and dynamic pressures

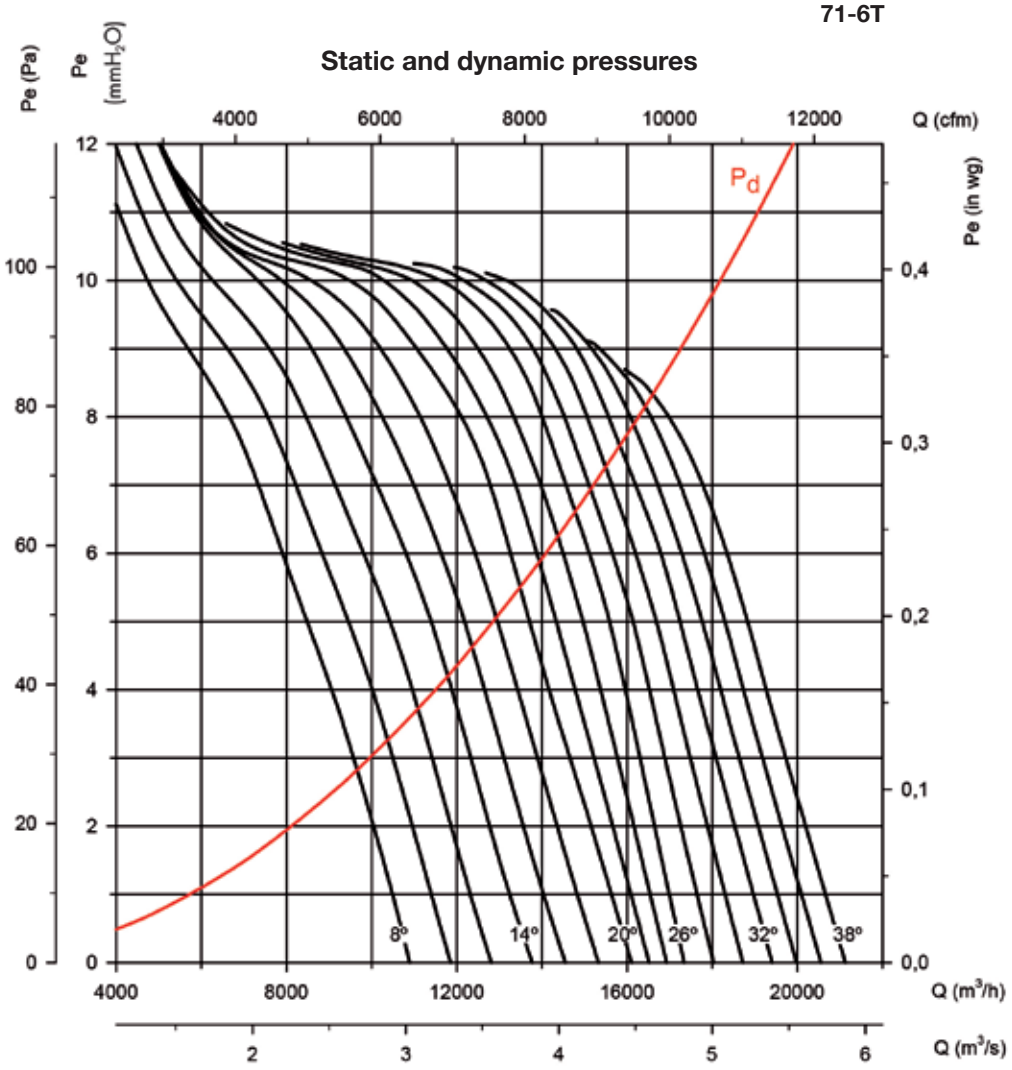

Absorbed power

Recommended Motor Power kW(CV)

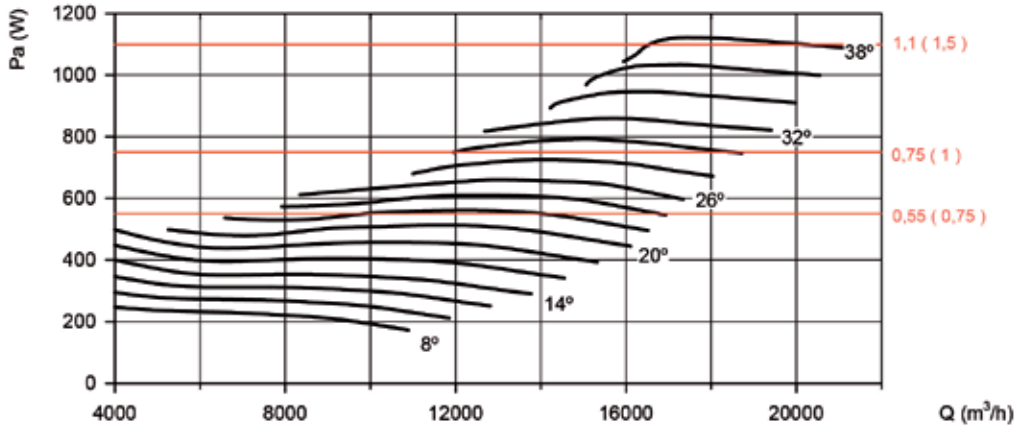

Consult best efficiency point (BEP) characteristics at the end of the series.

Characteristic curves

Q= Flow rate in m^3/h, m^3/s and cfm. Pe= Static pressure in mmH_2O, Pa and inwg.

80-4T

Static and dynamic pressures

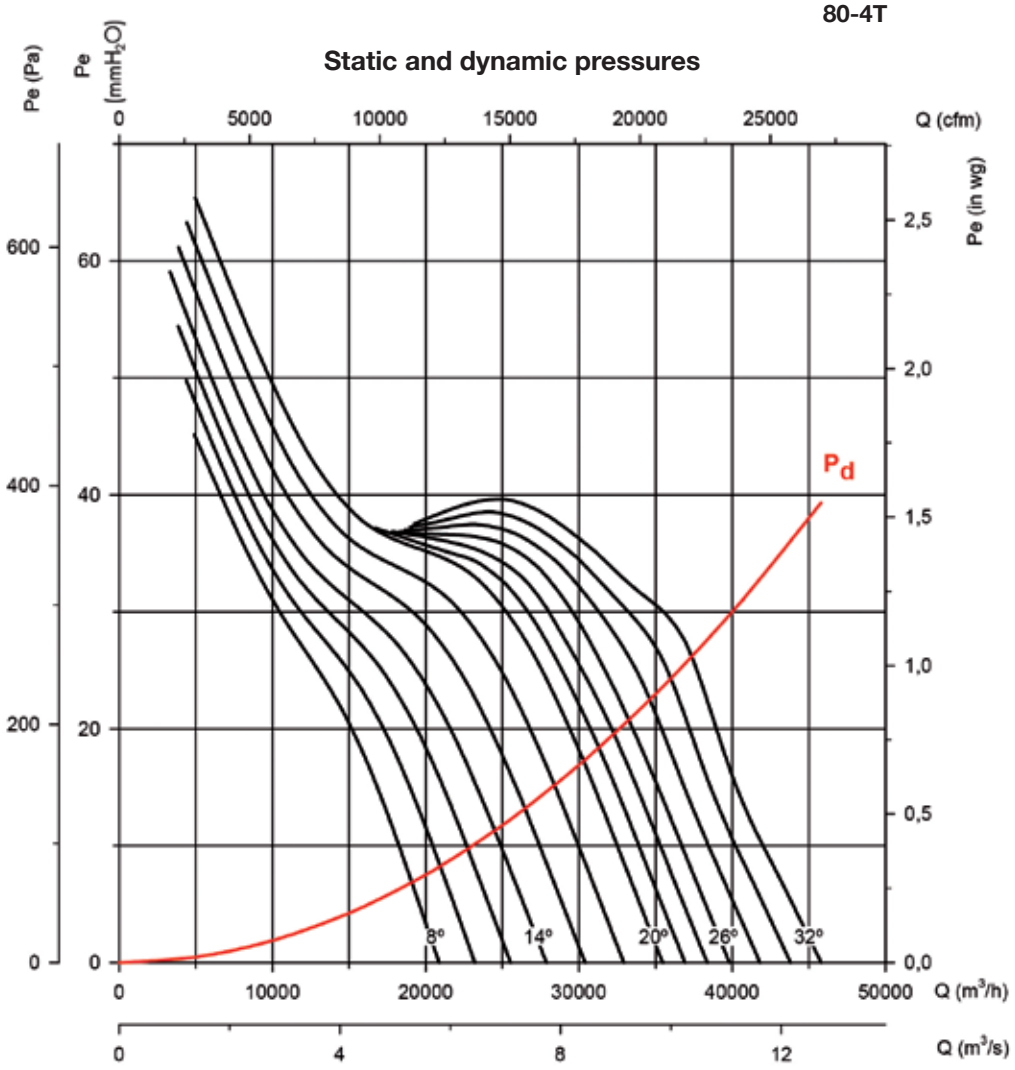

Absorbed power

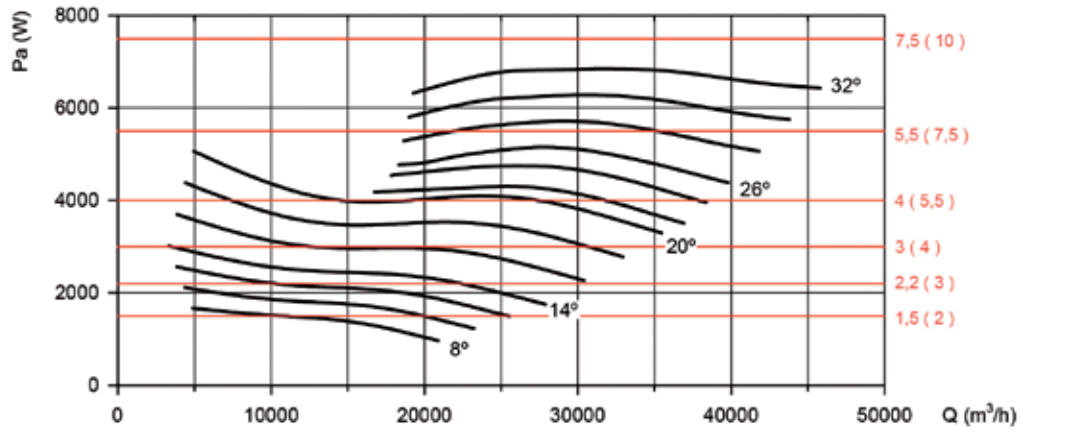

Consult best efficiency point (BEP) characteristics at the end of the series.

Characteristic curves

Q= Flow rate in m^3/h, m^3/s and cfm. Pe= Static pressure in mmH_2O, Pa and inwg.

80-6T

Static and dynamic pressures

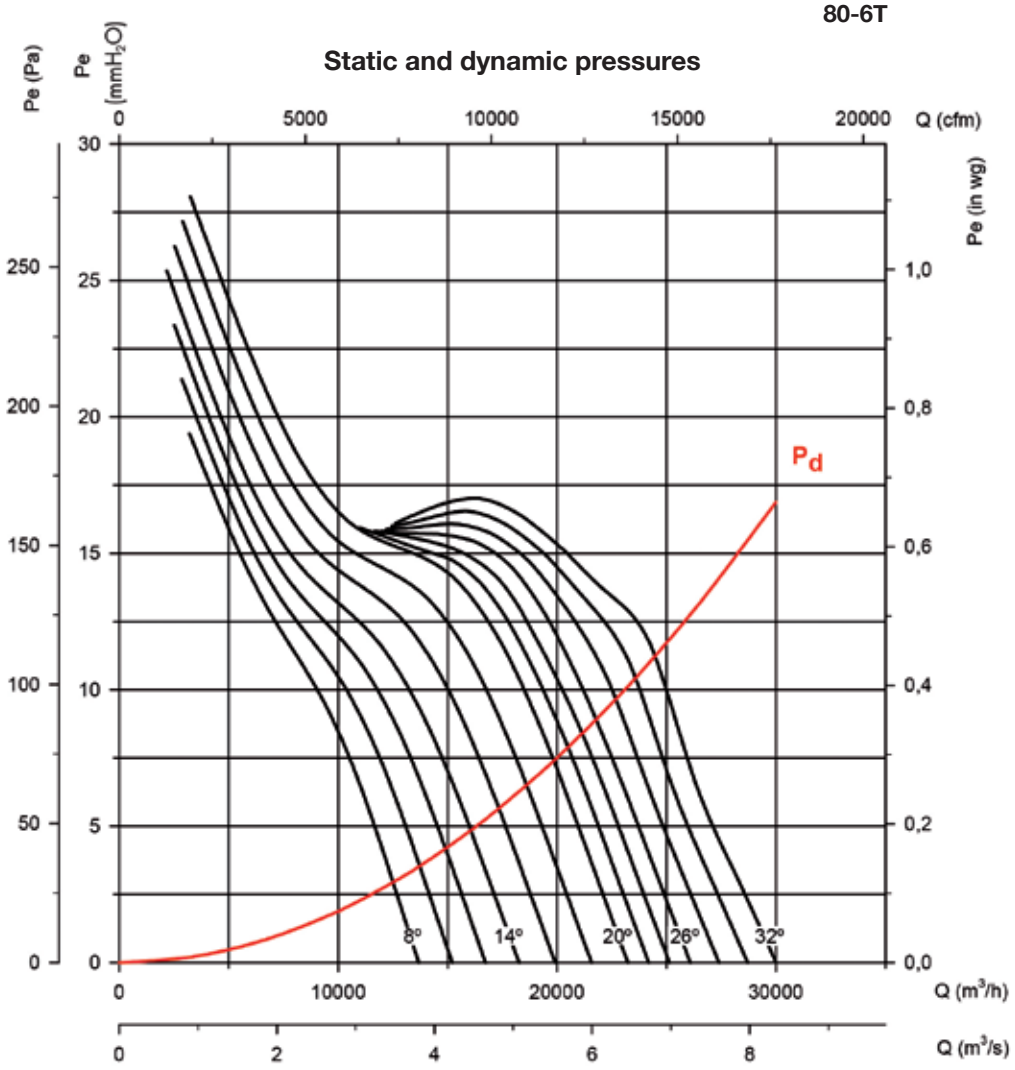

Absorbed power

Recommended Motor Power kW(CV)

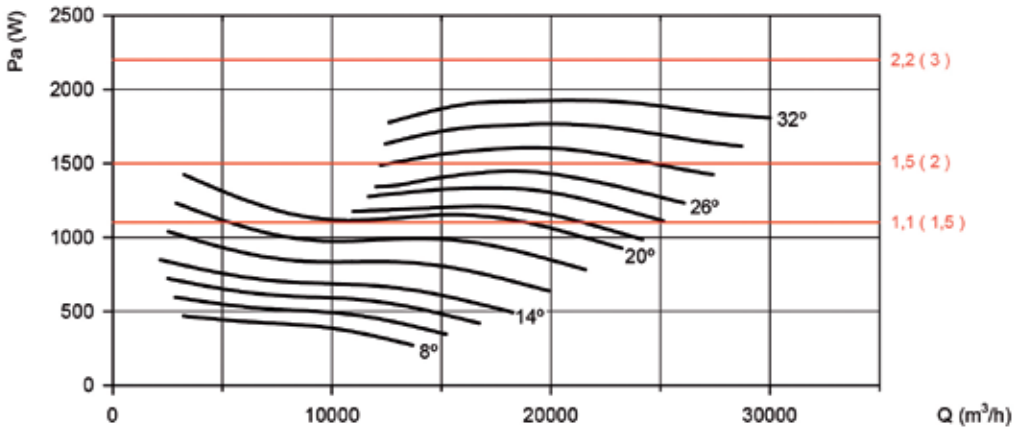

Consult best efficiency point (BEP) characteristics at the end of the series.

Characteristic curves

Q= Flow rate in m^3/h, m^3/s and cfm. Pe= Static pressure in mmH_2O, Pa and inwg.

90-4T

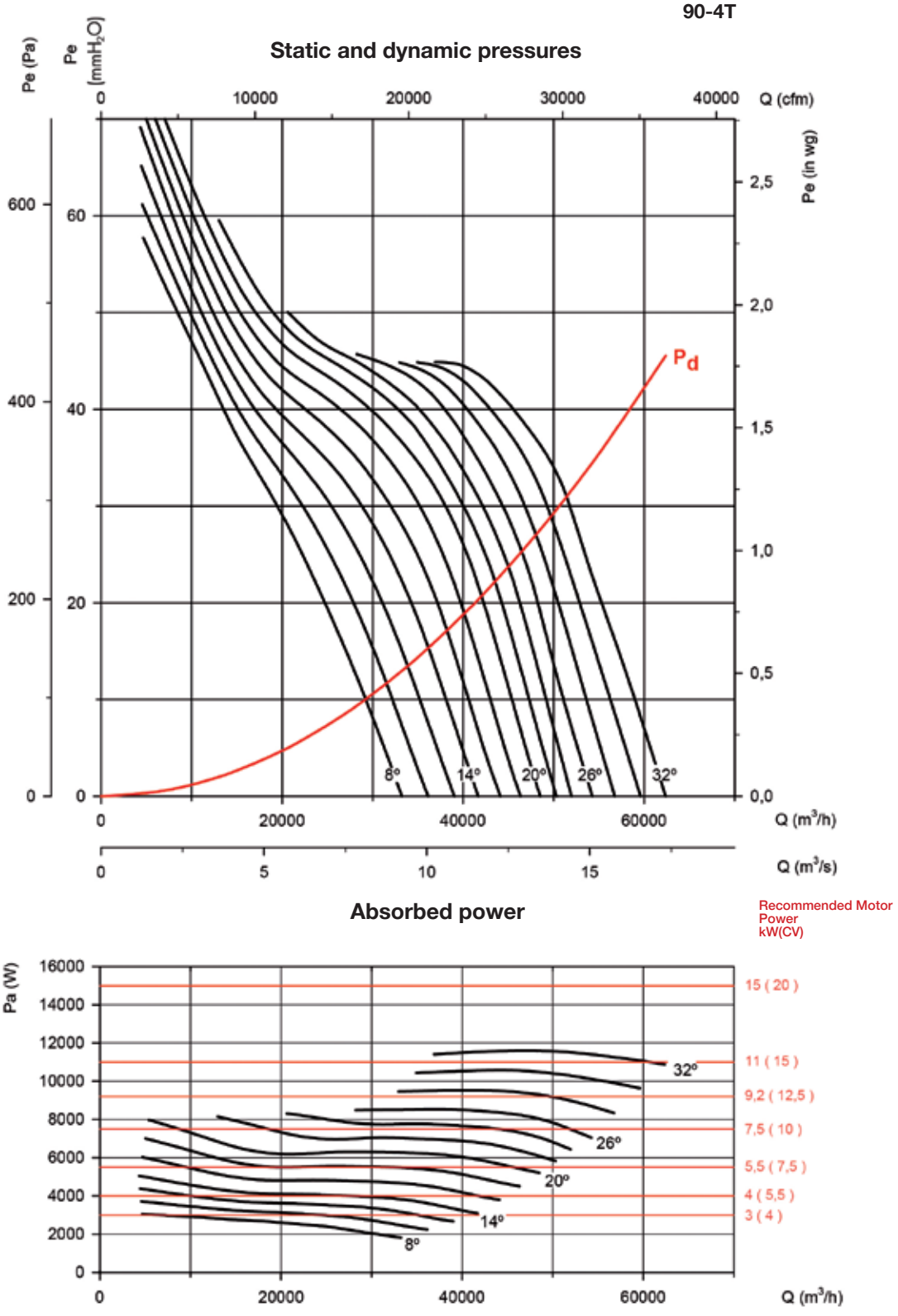

Consult best efficiency point (BEP) characteristics at the end of the series.

Characteristic curves

Q= Flow rate in m^3/h, m^3/s and cfm. Pe= Static pressure in mmH_2O, Pa and inwg.

90-6T

Static and dynamic pressures

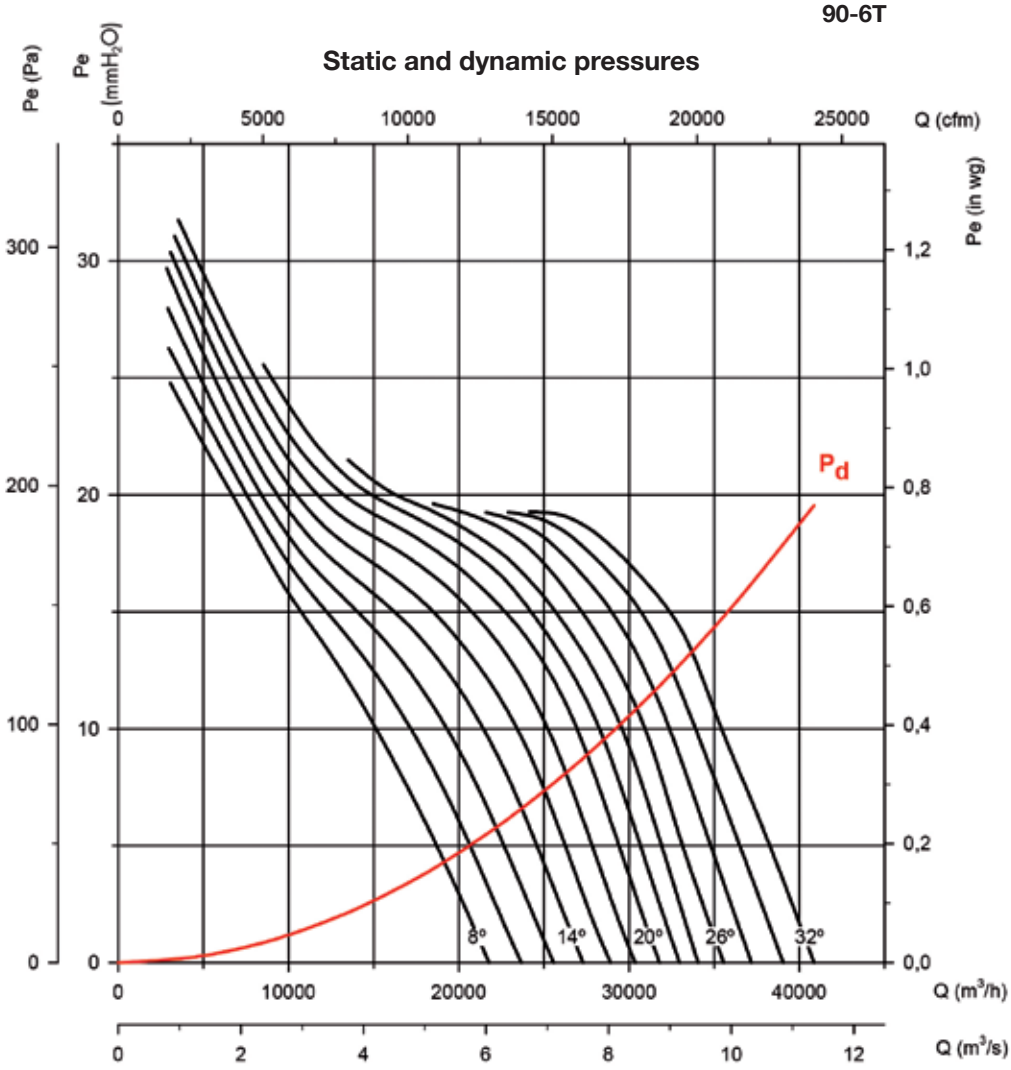

Absorbed power

Recommended Motor Power kW(CV)

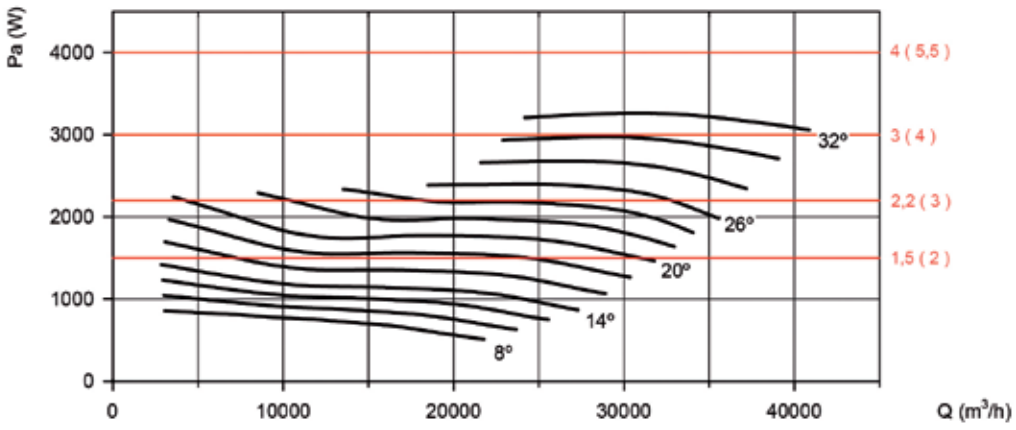

Consult best efficiency point (BEP) characteristics at the end of the series.

Characteristic curves

Q= Flow rate in m^3/h, m^3/s and cfm. Pe= Static pressure in mmH_2O, Pa and inwg.

100-4T/6

Static and dynamic pressures

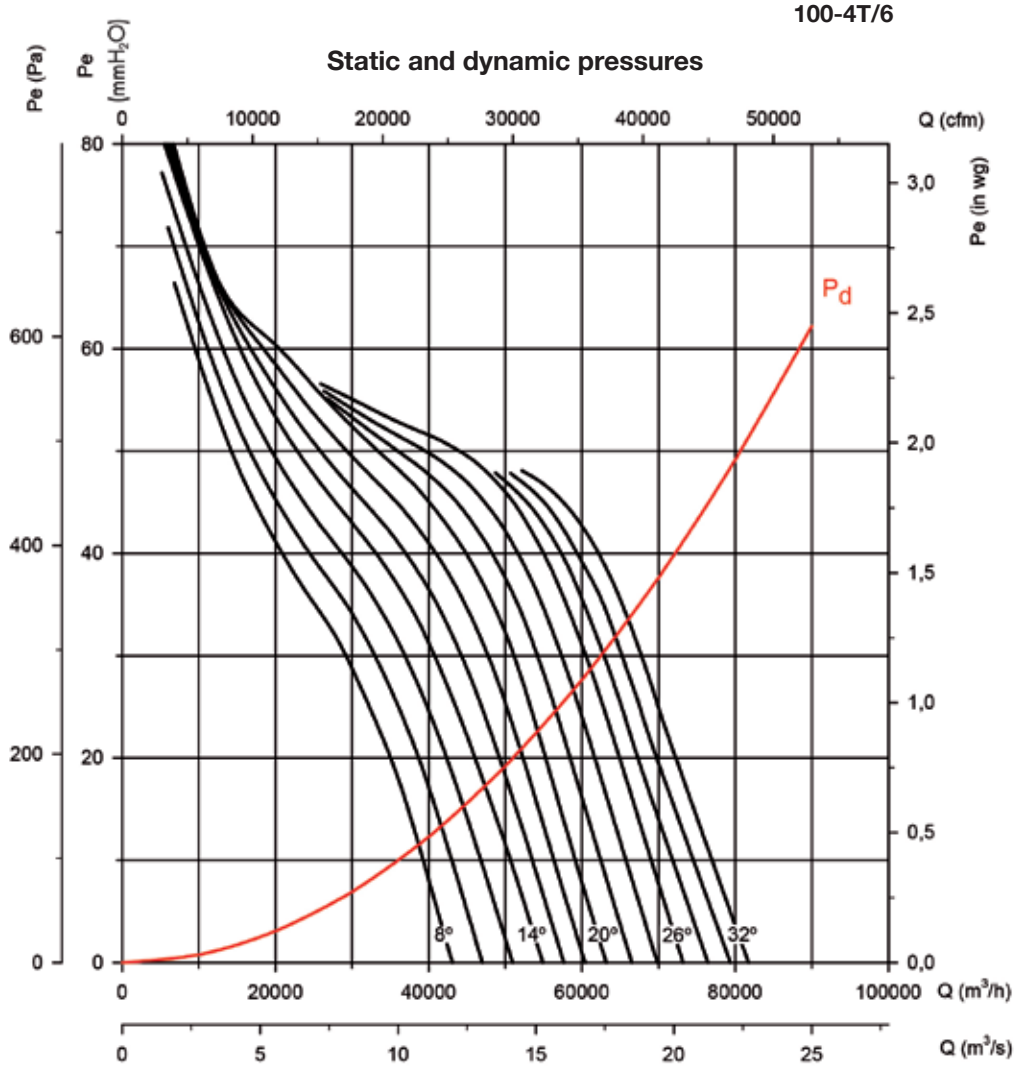

Absorbed power

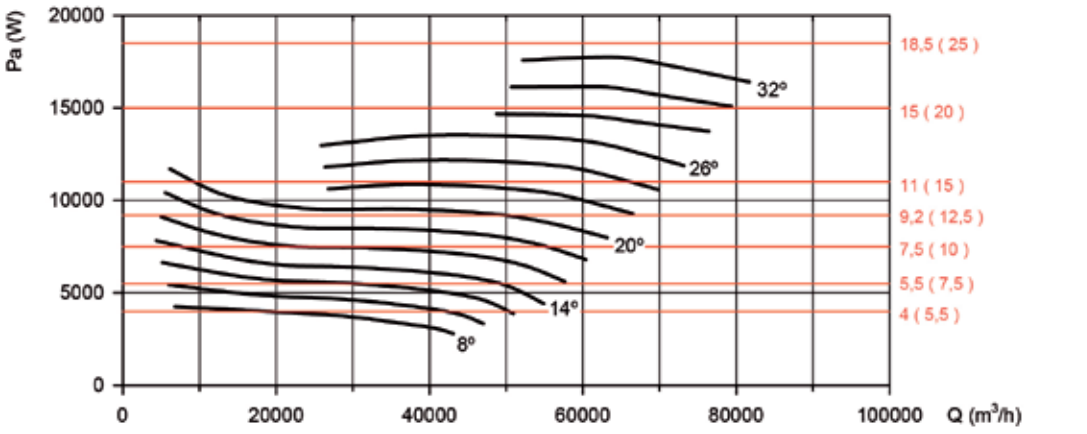

Consult best efficiency point (BEP) characteristics at the end of the series.

Characteristic curves

Q= Flow rate in m^3/h, m^3/s and cfm. Pe= Static pressure in mmH_2O, Pa and inwg.

100-6T/6

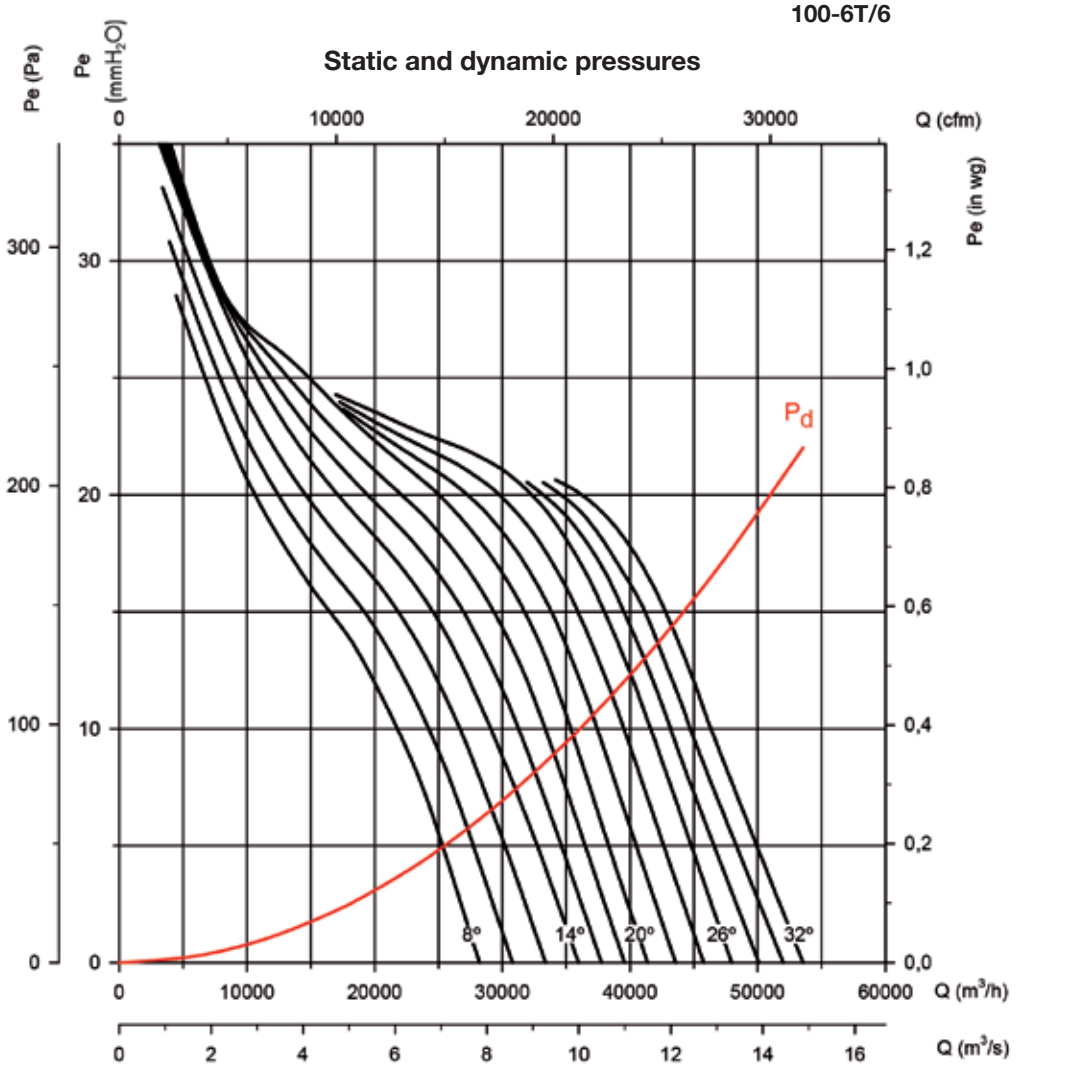

Absorbed power

Recommended Motor Power kW(CV)

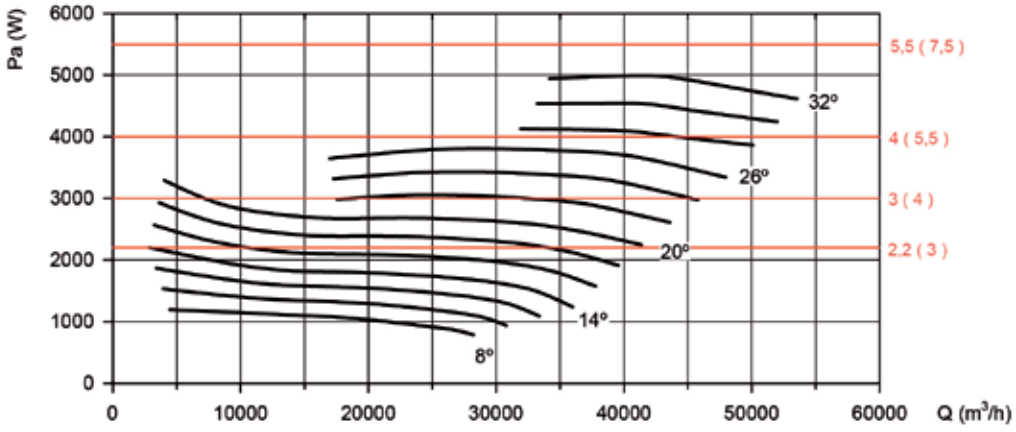

Consult best efficiency point (BEP) characteristics at the end of the series.

Characteristic curves

Q= Flow rate in m^3/h, m^3/s and cfm. Pe= Static pressure in mmH_2O, Pa and inwg.

125-4T/3

Static and dynamic pressures

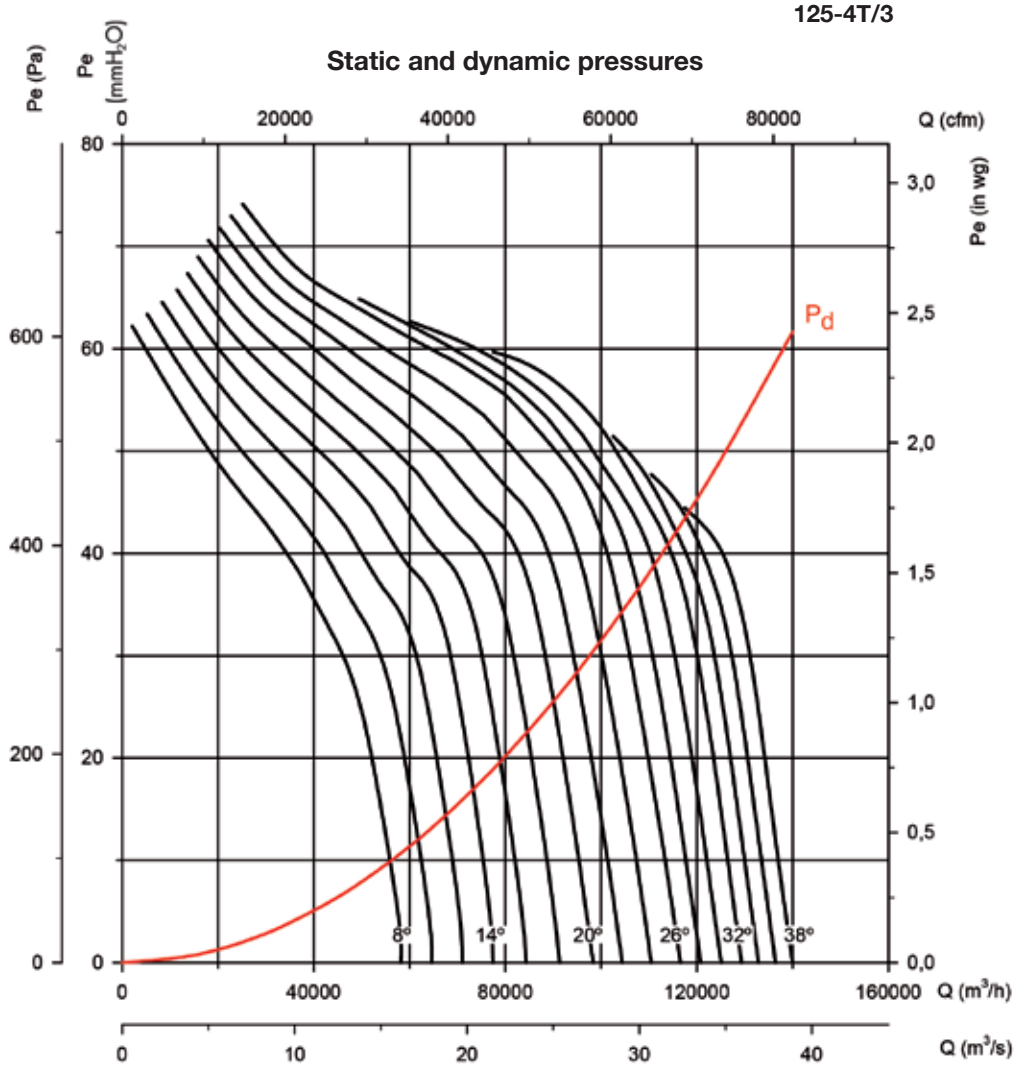

Absorbed power

Recommended Motor Power kW(CV)

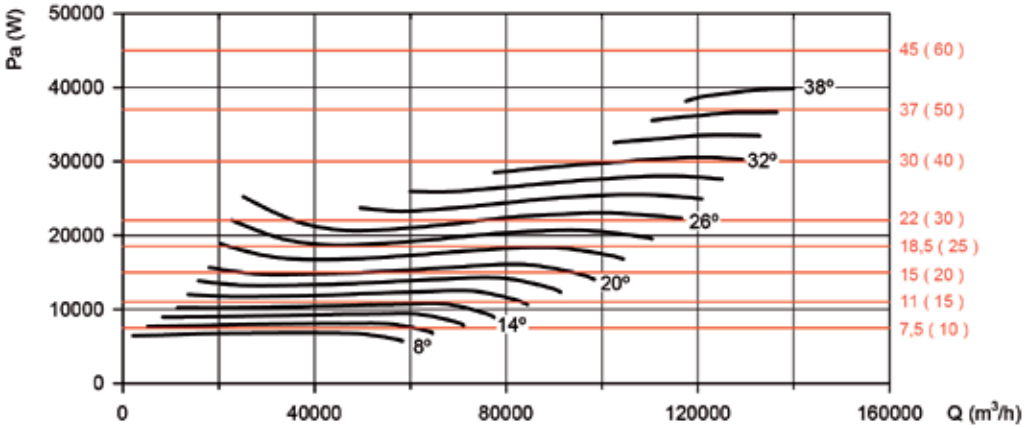

Consult best efficiency point (BEP) characteristics at the end of the series.

Characteristic curves

Q= Flow rate in m^3/h, m^3/s and cfm. Pe= Static pressure in mmH_2O, Pa and inwg.

125-4T/6

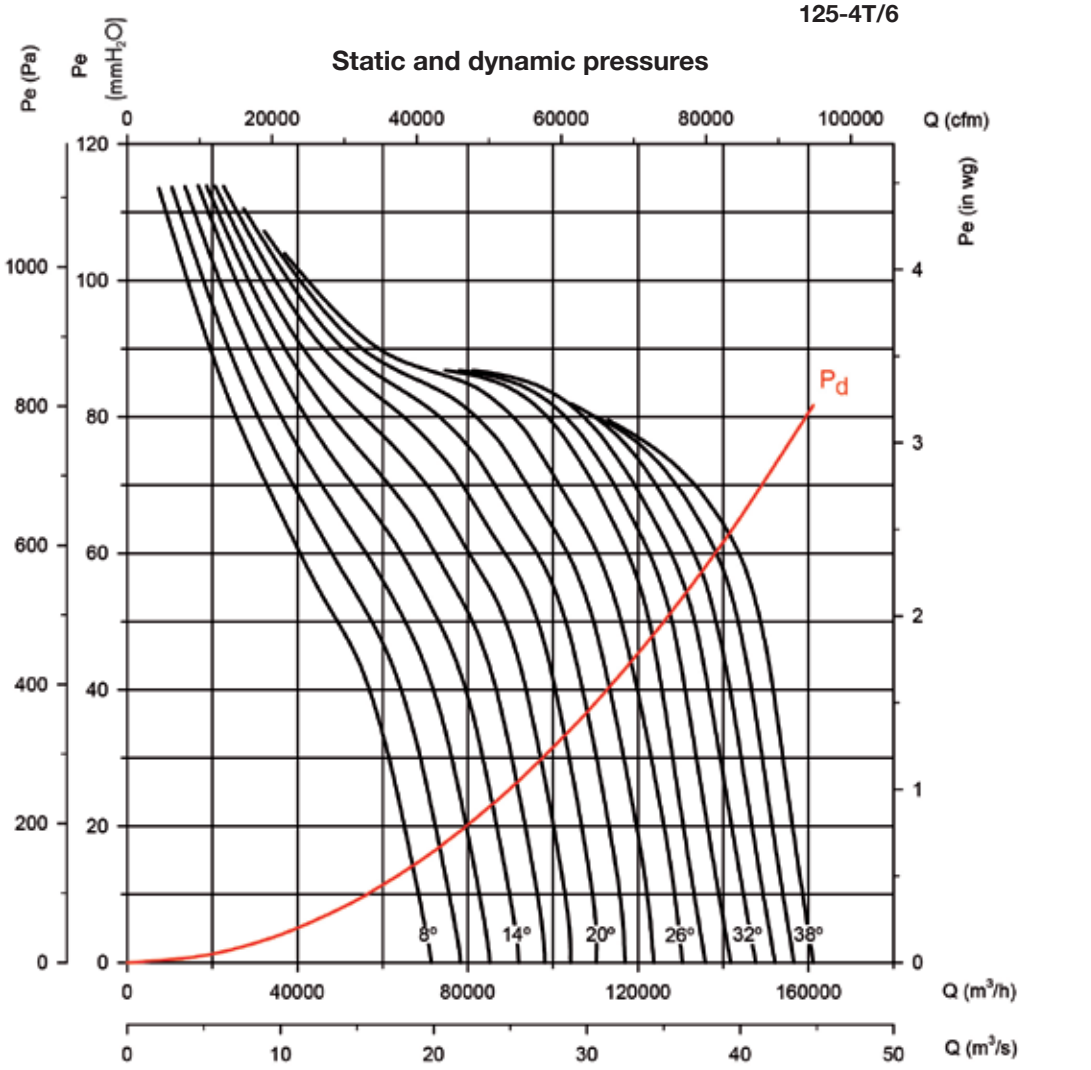

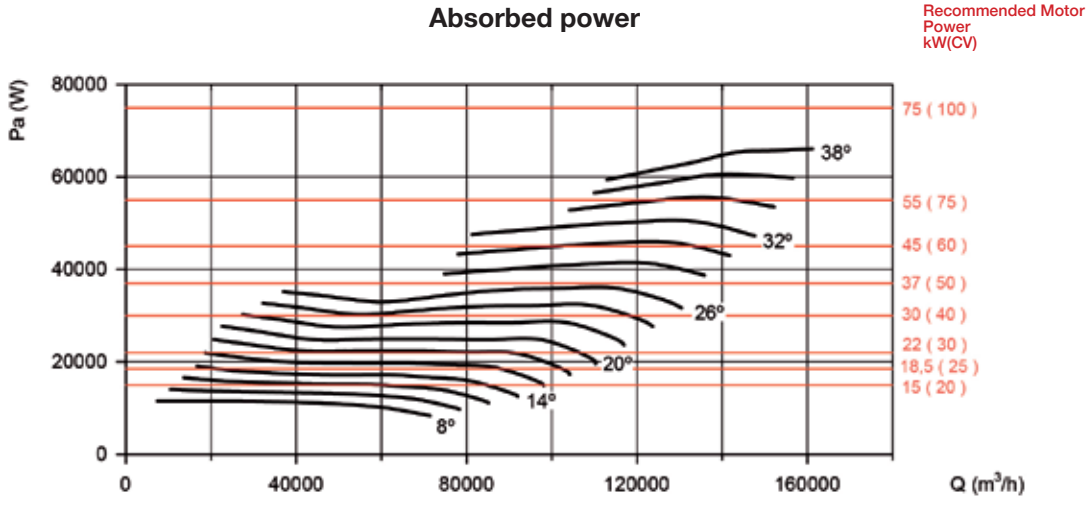

Consult best efficiency point (BEP) characteristics at the end of the series.

Characteristic curves

Q= Flow rate in m^3/h, m^3/s and cfm. Pe= Static pressure in mmH_2O, Pa and inwg.

125-4T/9

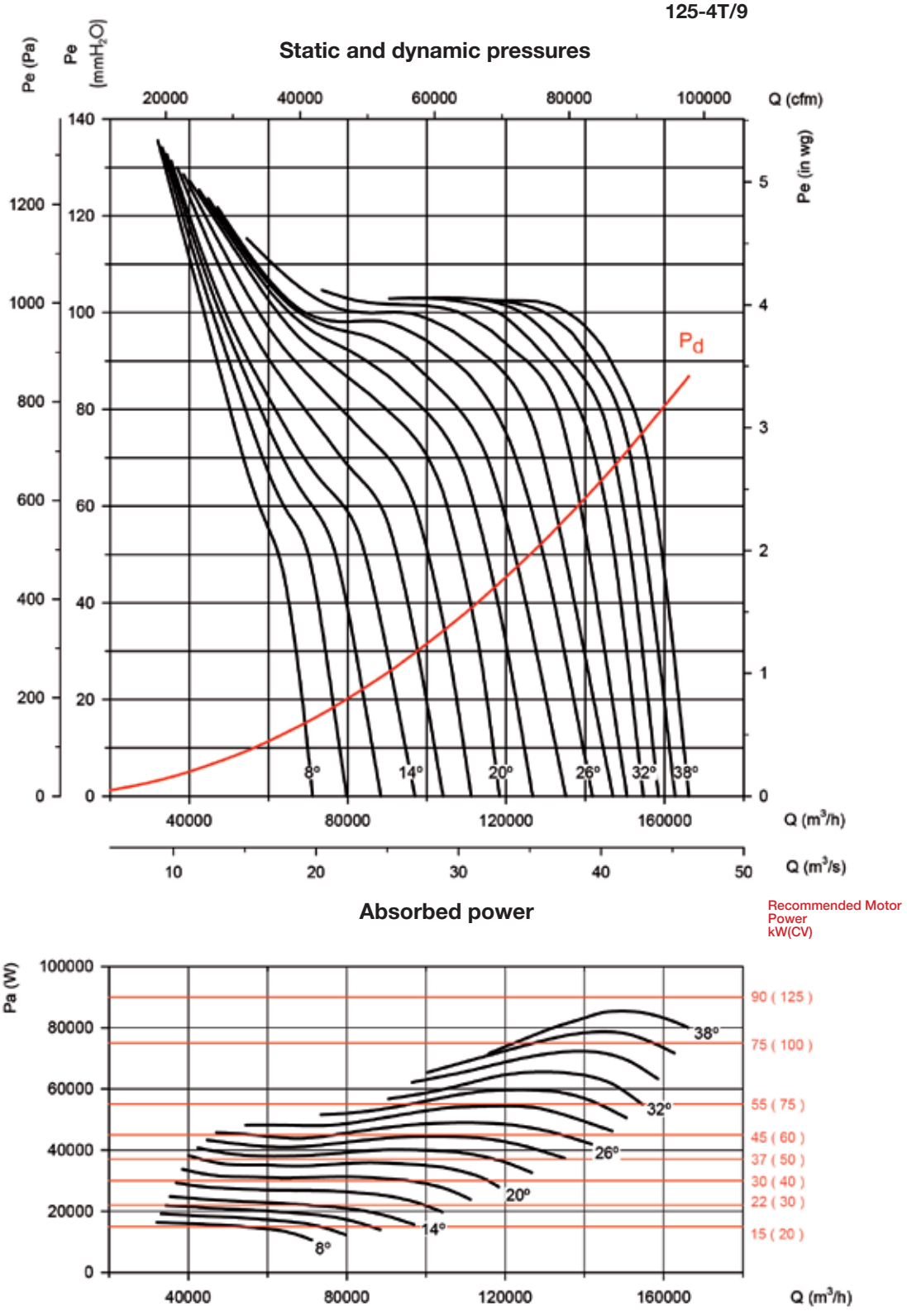

Consult best efficiency point (BEP) characteristics at the end of the series.

Characteristic curves

Q= Flow rate in m^3/h, m^3/s and cfm. Pe= Static pressure in mmH_2O, Pa and inwg.

125-6T/3

Static and dynamic pressures

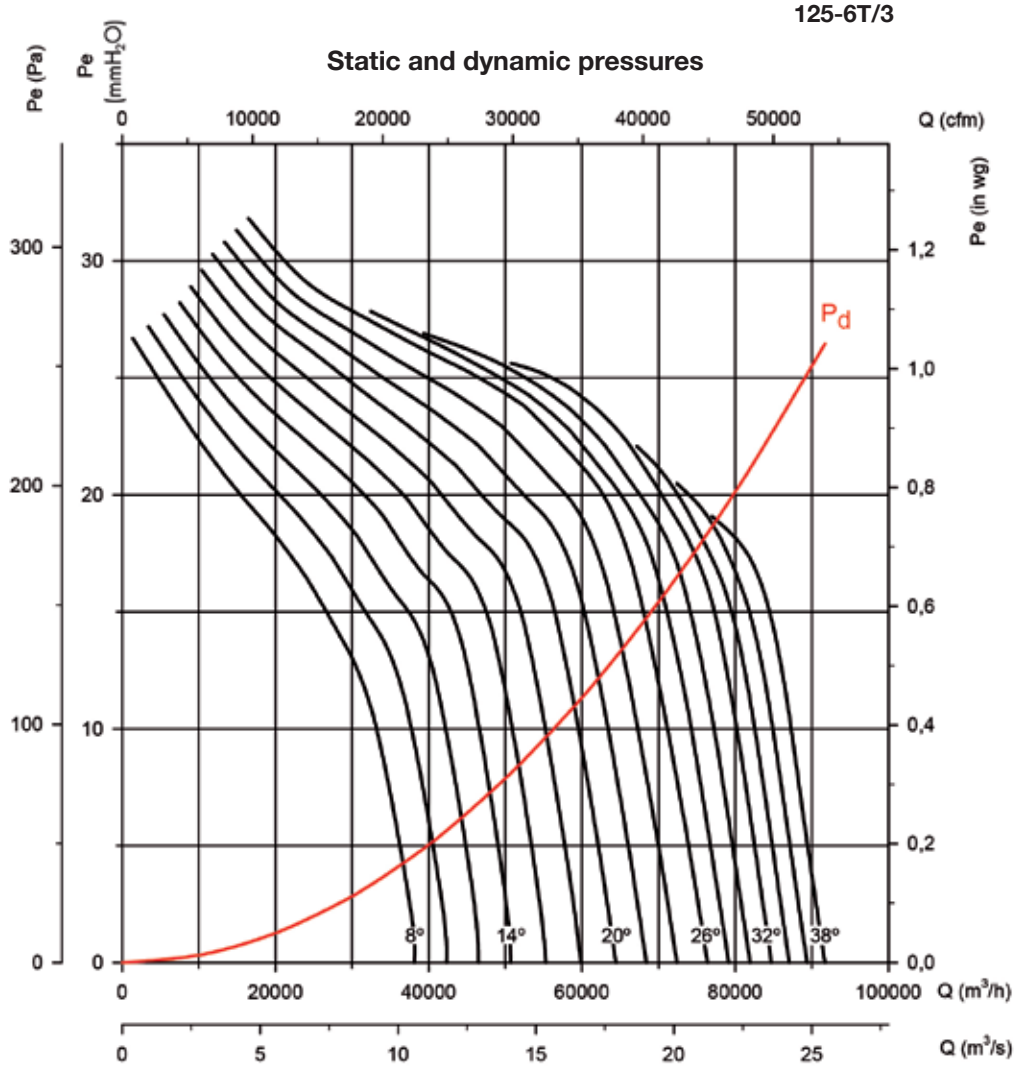

Absorbed power

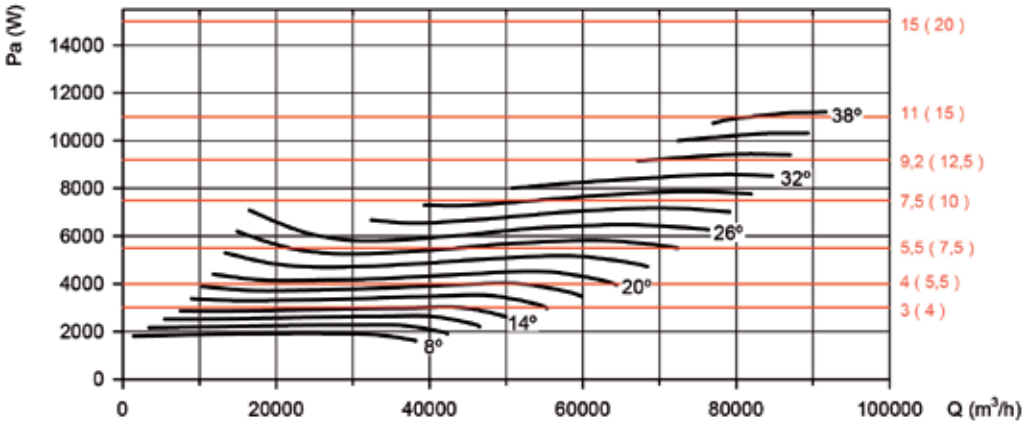

Consult best efficiency point (BEP) characteristics at the end of the series.

Characteristic curves

Q= Flow rate in m^3/h, m^3/s and cfm. Pe= Static pressure in mmH_2O, Pa and inwg.

125-6T/6

Static and dynamic pressures

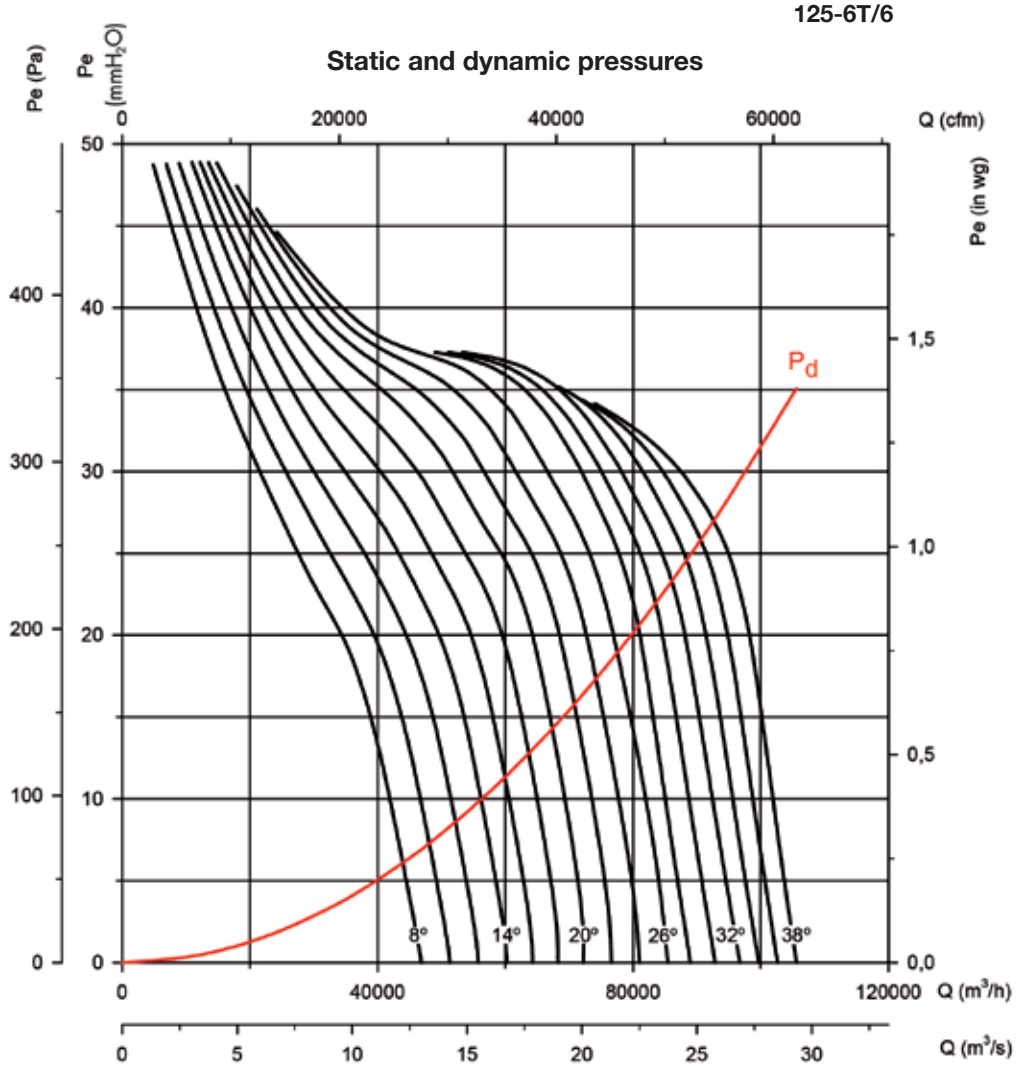

Absorbed power

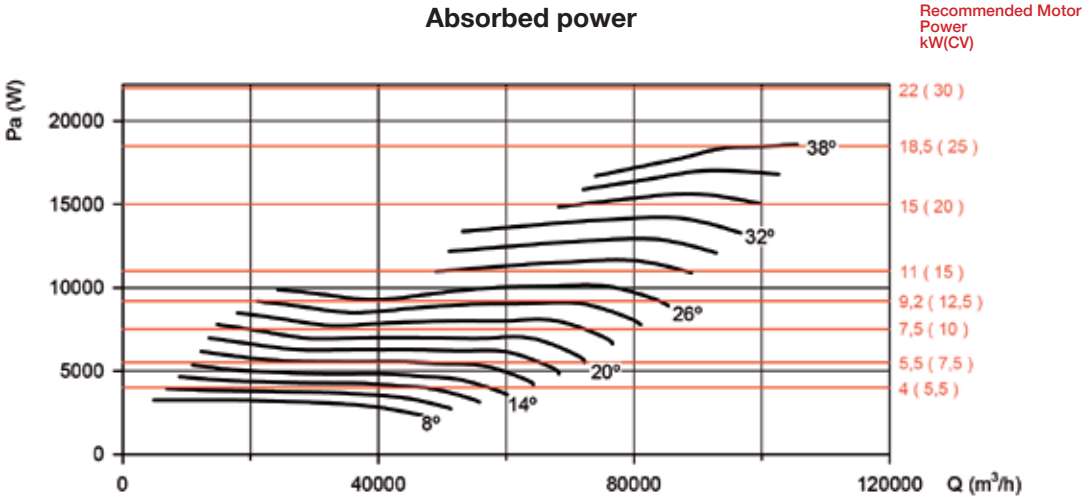

Consult best efficiency point (BEP) characteristics at the end of the series.

Characteristic curves

Q= Flow rate in m^3/h, m^3/s and cfm. Pe= Static pressure in mmH_2O, Pa and inwg.

125-6T/9

Static and dynamic pressures

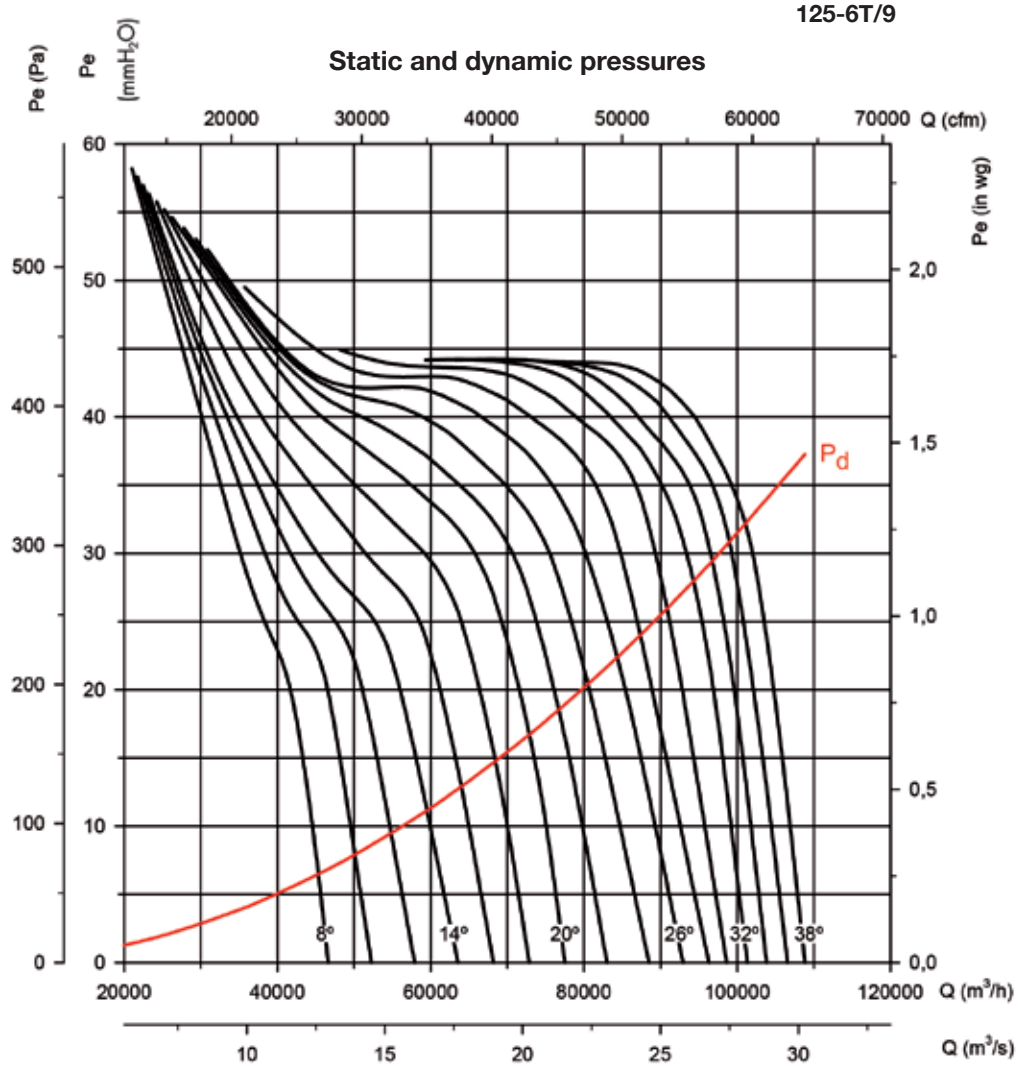

Absorbed power

Recommended Motor Power kW(CV)

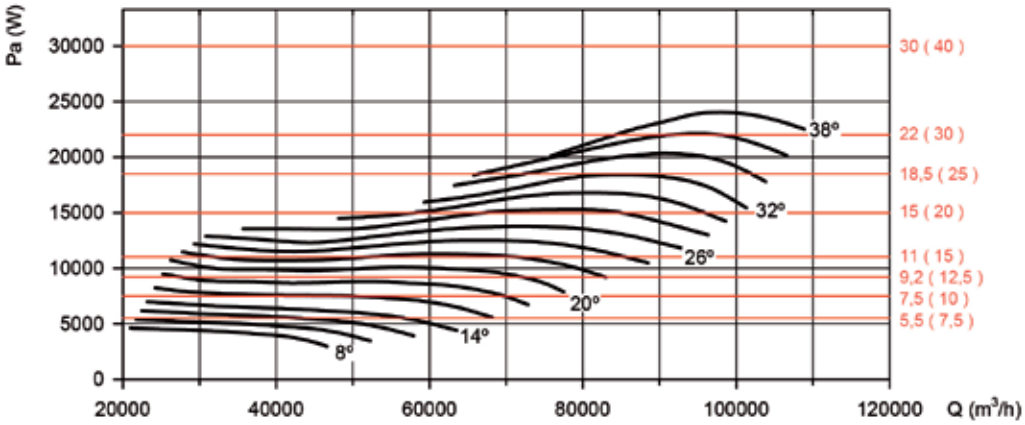

Consult best efficiency point (BEP) characteristics at the end of the series.

Erp. Best efficiency point (BEP) characteristics

∢ [°]	Blade angle of inclination in degrees	**SR**	Specific ratio
PN	Nominal motor power in kW	**ηe[%]**	Efficiency
MC	Measurement category	**N**	Efficiency grade
EC	Efficiency category	**[kW]**	Electric power
	S Static	**[m³/h]**	Flow rate
	T Total	**[mmH$_2$O]**	Static or total pressure (based on EC)
VSD	Variable speed drive	**[RPM]**	Speed

40-4T

∢ [°]	PN	MC	EC	VSD	SR	ηe [%]	N	[kW]	[m³/h]	[mmH$_2$O]	[RPM]
8	0.55	A	S	-	-	-	-	0.042	1284	7.84	1495
10	0.55	A	S	-	-	-	-	0.061	1339	9.01	1493
12	0.55	A	S	-	-	-	-	0.079	1425	9.60	1491
14	0.55	A	S	-	-	-	-	0.097	1571	9.97	1489
16	0.55	A	S	-	-	-	-	0.120	2210	8.05	1486
18	0.55	A	S	NO	1.00	38.0%	49.6	0.144	2386	8.43	1484
20	0.55	A	S	NO	1.00	36.1%	47.3	0.169	2564	8.71	1481
22	0.55	A	S	NO	1.00	33.5%	44.3	0.196	2758	8.76	1478
24	0.55	A	S	NO	1.00	32.3%	42.8	0.218	2939	8.80	1475
26	0.55	A	S	NO	1.00	31.0%	41.3	0.242	3099	8.91	1473
28	0.55	A	S	NO	1.00	29.1%	39.0	0.270	3337	8.65	1469
30	0.55	A	S	NO	1.00	27.3%	37.0	0.297	3522	8.47	1466
32	0.55	B	T	NO	1.00	41.3%	50.9	0.309	4129	11.36	1465

40-6T

∢ [°]	PN	MC	EC	VSD	SR	ηe [%]	N	[kW]	[m³/h]	[mmH$_2$O]	[RPM]
8	0.55	A	S	-	-	-	-	0.012	841	3.37	999
10	0.55	A	S	-	-	-	-	0.018	877	3.87	999
12	0.55	A	S	-	-	-	-	0.023	934	4.12	998
14	0.55	A	S	-	-	-	-	0.028	1029	4.28	998
16	0.55	A	S	-	-	-	-	0.035	1448	3.45	997
18	0.55	A	S	-	-	-	-	0.042	1563	3.62	997
20	0.55	A	S	-	-	-	-	0.049	1680	3.74	996
22	0.55	A	S	-	-	-	-	0.057	1807	3.76	995
24	0.55	A	S	-	-	-	-	0.064	1895	3.85	995
26	0.55	A	S	-	-	-	-	0.071	1987	3.92	994
28	0.55	A	S	-	-	-	-	0.078	2186	3.71	994
30	0.55	A	S	-	-	-	-	0.086	2308	3.63	993
32	0.55	B	T	-	-	-	-	0.094	2422	3.61	992

45-4T

∢ [°]	PN	MC	EC	VSD	SR	ηe [%]	N	[kW]	[m³/h]	[mmH$_2$O]	[RPM]
8	0.55	A	S	-	-	-	-	0.083	2341	7.26	1491
10	0.55	A	S	-	-	-	-	0.116	2338	8.40	1487
12	0.55	A	S	NO	1.00	40.9%	52.5	0.144	2742	7.89	1484
14	0.55	A	S	NO	1.00	38.6%	49.7	0.172	3175	7.67	1480
16	0.55	A	S	NO	1.00	36.5%	47.1	0.207	3401	8.17	1476
18	0.55	A	S	NO	1.00	35.0%	45.2	0.243	3635	8.60	1472
20	0.55	A	S	NO	1.00	34.9%	44.7	0.281	3947	9.14	1468
22	0.55	A	S	NO	1.00	34.4%	43.9	0.319	4027	10.01	1464
24	0.55	A	S	NO	1.00	34.2%	43.3	0.364	4316	10.59	1459
26	0.55	A	S	NO	1.00	33.8%	42.6	0.403	4312	11.62	1454
28	0.55	A	S	NO	1.00	29.3%	37.8	0.452	4685	10.37	1449
30	0.55	B	T	NO	1.00	40.3%	48.6	0.491	5825	12.48	1444
32	0.55	B	T	NO	1.00	39.0%	47.1	0.531	6243	12.19	1440
34	0.55	B	T	NO	1.00	38.8%	46.7	0.574	6470	12.66	1435
36	0.55	B	T	NO	1.00	38.5%	46.2	0.618	6694	13.06	1430
38	0.55	B	T	NO	1.00	38.2%	45.6	0.661	6877	13.48	1425

Erp. Best efficiency point (BEP) characteristics

45-6T

⊲ [°]	PN	MC	EC	VSD	SR	ηe [%]	N	[kW]	[m³/h]	[mmH$_2$O]	[RPM]
8	0.55	A	S	-	-	-	-	0.024	1534	3.12	998
10	0.55	A	S	-	-	-	-	0.034	1532	3.61	997
12	0.55	A	S	-	-	-	-	0.042	1797	3.39	997
14	0.55	A	S	-	-	-	-	0.050	2080	3.29	996
16	0.55	A	S	-	-	-	-	0.060	2228	3.51	995
18	0.55	A	S	-	-	-	-	0.070	2382	3.69	994
20	0.55	A	S	-	-	-	-	0.081	2586	3.92	993
22	0.55	A	S	-	-	-	-	0.092	2644	4.41	992
24	0.55	A	S	-	-	-	-	0.105	2760	4.72	991
26	0.55	A	S	-	-	-	-	0.116	2826	4.97	990
28	0.55	A	S	NO	1.00	28.5%	40.4	0.131	3069	4.45	989
30	0.55	B	T	NO	1.00	39.2%	50.9	0.142	3816	5.36	988
32	0.55	B	T	NO	1.00	37.9%	49.4	0.154	4090	5.23	987
34	0.55	B	T	NO	1.00	37.8%	49.0	0.166	4239	5.43	986
36	0.55	B	T	NO	1.00	37.5%	48.5	0.179	4386	5.60	985
38	0.55	B	T	NO	1.00	37.1%	48.0	0.191	4506	5.79	984

50-4T

⊲ [°]	PN	MC	EC	VSD	SR	ηe [%]	N	[kW]	[m³/h]	[mmH$_2$O]	[RPM]
8	0.55	A	S	NO	1.00	37.8%	48.0	0.243	3441	9.81	1472
10	0.55	A	S	NO	1.00	35.6%	45.3	0.296	3638	10.65	1466
12	0.55	A	S	NO	1.00	34.6%	43.8	0.344	4006	10.89	1461
14	0.55	A	S	NO	1.00	33.7%	42.6	0.392	4352	11.13	1456
16	0.55	A	S	NO	1.00	31.7%	40.2	0.459	4609	11.60	1448
18	0.55	A	S	NO	1.00	30.2%	38.3	0.525	4858	11.97	1440
20	0.55	A	S	NO	1.00	28.8%	36.6	0.591	4953	12.61	1433
22	0.55	A	S	NO	1.00	27.9%	35.5	0.634	4545	14.31	1428
24	0.55	B	T	NO	1.00	39.5%	46.8	0.703	7915	12.90	1420
26	0.75	B	T	NO	1.00	40.9%	48.0	0.753	8466	13.35	1444
28	0.75	B	T	NO	1.00	40.0%	46.8	0.854	9080	13.83	1437
30	1.1	B	T	NO	1.00	40.8%	47.3	0.939	9654	14.58	1458
32	1.1	B	T	NO	1.00	40.9%	47.1	1.041	10296	15.21	1454
34	1.1	B	T	NO	1.00	40.8%	46.8	1.161	11232	15.50	1448
36	1.1	B	T	NO	1.00	40.6%	46.2	1.302	11647	16.67	1442
38	1.5	B	T	NO	1.00	41.2%	46.6	1.420	12048	17.84	1453

50-6T

⊲ [°]	PN	MC	EC	VSD	SR	ηe [%]	N	[kW]	[m³/h]	[mmH$_2$O]	[RPM]
8	0.55	A	S	-	-	-	-	0.070	2255	4.21	994
10	0.55	A	S	-	-	-	-	0.086	2383	4.57	993
12	0.55	A	S	-	-	-	-	0.099	2624	4.67	992
14	0.55	A	S	-	-	-	-	0.113	2851	4.78	991
16	0.55	A	S	NO	1.00	30.8%	42.7	0.133	3020	4.98	989
18	0.55	A	S	NO	1.00	29.4%	40.9	0.152	3183	5.14	987
20	0.55	A	S	NO	1.00	28.0%	39.2	0.171	3245	5.41	986
22	0.55	A	S	NO	1.00	27.1%	38.1	0.183	2978	6.14	985
24	0.55	B	T	NO	1.00	38.5%	49.2	0.203	5186	5.54	983
26	0.55	B	T	NO	1.00	39.0%	49.4	0.222	5547	5.73	982
28	0.55	B	T	NO	1.00	38.1%	48.2	0.252	5949	5.93	979
30	0.55	B	T	NO	1.00	38.0%	47.8	0.283	6325	6.26	977
32	0.55	B	T	NO	1.00	38.1%	47.6	0.314	6745	6.53	974
34	0.55	B	T	NO	1.00	38.1%	47.3	0.350	7359	6.65	971
36	0.55	B	T	NO	1.00	37.8%	46.7	0.393	7631	7.16	967
38	0.55	B	T	NO	1.00	37.8%	46.4	0.436	7894	7.66	964

Erp. Best efficiency point (BEP) characteristics

56-4T

∢ [°]	PN	MC	EC	VSD	SR	ηe [%]	N	[kW]	[m³/h]	[mmH$_2$O]	[RPM]
8	0.55	A	S	NO	1.00	55.1%	65.1	0.266	4923	10.96	1470
10	0.55	A	S	NO	1.00	50.4%	59.7	0.335	5339	11.62	1462
12	0.55	A	S	NO	1.00	46.5%	55.2	0.417	5557	12.82	1453
14	0.55	A	S	NO	1.00	44.6%	52.9	0.488	5989	13.35	1445
16	0.55	A	S	NO	1.00	41.2%	49.0	0.579	6448	13.58	1434
18	0.55	A	S	NO	1.00	38.5%	45.9	0.674	7092	13.45	1424
20	0.75	A	S	NO	1.00	39.1%	46.2	0.755	7489	14.49	1444
22	0.75	A	S	NO	1.00	37.2%	44.1	0.837	7959	14.38	1438
24	0.75	A	S	NO	1.00	35.2%	41.8	0.919	8079	14.71	1432
26	1.1	A	S	NO	1.00	35.6%	42.0	0.977	8459	15.12	1457
28	1.1	B	T	NO	1.00	50.5%	56.6	1.106	11138	18.42	1451
30	1.1	B	T	NO	1.00	48.1%	53.8	1.255	11629	19.08	1444
32	1.5	B	T	NO	1.00	47.3%	52.7	1.380	12299	19.49	1454
34	1.5	B	T	NO	1.00	46.1%	51.3	1.525	12869	20.07	1450
36	1.5	B	T	NO	1.00	45.6%	50.5	1.670	13581	20.60	1445
38	2.2	B	T	NO	1.00	45.9%	50.7	1.780	14043	21.38	1456
40	2.2	B	T	NO	1.00	44.1%	48.7	1.926	14576	21.42	1452
42	2.2	B	T	NO	1.00	42.7%	47.0	2.089	15246	21.49	1448
44	2.2	B	T	NO	1.00	42.0%	46.0	2.308	16393	21.70	1442

56-6T

∢ [°]	PN	MC	EC	VSD	SR	ηe [%]	N	[kW]	[m³/h]	[mmH$_2$O]	[RPM]
8	0.55	A	S	-	-	-	-	0.077	3225	4.70	994
10	0.55	A	S	-	-	-	-	0.097	3498	4.99	992
12	0.55	A	S	-	-	-	-	0.121	3641	5.50	990
14	0.55	A	S	NO	1.00	43.4%	55.1	0.141	3924	5.73	988
16	0.55	A	S	NO	1.00	40.1%	51.3	0.167	4225	5.83	986
18	0.55	A	S	NO	1.00	37.5%	48.3	0.195	4646	5.77	984
20	0.55	A	S	NO	1.00	37.3%	47.7	0.223	4907	6.22	982
22	0.55	A	S	NO	1.00	35.5%	45.7	0.247	5214	6.17	980
24	0.55	A	S	NO	1.00	33.6%	43.5	0.271	5293	6.31	978
26	0.55	A	S	NO	1.00	33.2%	42.9	0.295	5542	6.49	976
28	0.55	B	T	NO	1.00	47.1%	56.4	0.334	7298	7.91	972
30	0.55	B	T	NO	1.00	44.8%	53.8	0.379	7619	8.19	969
32	0.55	B	T	NO	1.00	43.4%	52.0	0.423	8058	8.37	965
34	0.55	B	T	NO	1.00	42.3%	50.7	0.468	8431	8.61	961
36	0.55	B	T	NO	1.00	41.9%	50.1	0.512	9069	8.70	958
38	0.55	B	T	NO	1.00	41.5%	49.5	0.557	9368	9.07	954
40	0.55	B	T	NO	1.00	39.7%	47.4	0.602	9550	9.20	950
42	0.55	B	T	NO	1.00	38.4%	45.9	0.653	9989	9.22	946
44	0.55	B	T	NO	1.00	37.8%	45.0	0.721	10740	9.32	940

63-4T

∢ [°]	PN	MC	EC	VSD	SR	ηe [%]	N	[kW]	[m³/h]	[mmH$_2$O]	[RPM]
8	0.55	C	S	NO	1.00	49.4%	57.1	0.605	7675	14.31	1431
10	0.75	C	S	NO	1.00	48.9%	56.2	0.695	7963	15.67	1448
12	0.75	C	S	NO	1.00	50.0%	57.0	0.781	8606	16.66	1442
14	0.75	C	S	NO	1.00	49.8%	56.5	0.868	9291	17.07	1436
16	1.1	C	S	NO	1.00	48.2%	54.6	0.966	9692	17.64	1457
18	1.1	C	S	NO	1.00	48.0%	54.1	1.078	10219	18.59	1452
20	1.1	C	S	NO	1.00	47.9%	53.7	1.193	10625	19.76	1447
22	1.5	C	S	NO	1.00	45.0%	50.5	1.360	11327	19.86	1455
24	1.5	C	S	NO	1.00	42.3%	47.4	1.551	12026	20.03	1449
26	1.5	C	S	NO	1.00	40.3%	45.1	1.748	12561	20.60	1442
28	2.2	B	T	NO	1.00	64.2%	68.7	1.953	18581	24.78	1451
30	2.2	B	T	NO	1.00	62.7%	66.9	2.201	19481	26.02	1445
32	2.2	B	T	NO	1.00	61.9%	65.8	2.447	20324	27.38	1439
34	3	B	T	NO	1.00	61.8%	65.5	2.610	21482	27.57	1448
36	3	B	T	NO	1.00	61.7%	65.2	2.810	22995	27.71	1444
38	3	B	T	NO	1.00	62.6%	65.9	3.020	24239	28.64	1440

Erp. Best efficiency point (BEP) characteristics

63-6T

⊲ [°]	PN	MC	EC	VSD	SR	ηe [%]	N	[kW]	[m³/h]	[mmH₂O]	[RPM]
8	0.55	C	S	NO	1.00	48.1%	59.2	0.175	5028	6.14	986
10	0.55	C	S	NO	1.00	46.6%	57.3	0.205	5217	6.73	983
12	0.55	C	S	NO	1.00	47.6%	58.0	0.231	5639	7.15	981
14	0.55	C	S	NO	1.00	47.4%	57.5	0.256	6087	7.33	979
16	0.55	C	S	NO	1.00	44.9%	54.6	0.291	6350	7.57	976
18	0.55	C	S	NO	1.00	44.7%	54.1	0.325	6695	7.98	973
20	0.55	C	S	NO	1.00	44.6%	53.8	0.360	6961	8.48	970
22	0.55	C	S	NO	1.00	41.3%	50.0	0.417	7421	8.53	965
24	0.55	C	S	NO	1.00	38.8%	47.1	0.476	7879	8.60	961
26	0.55	C	S	NO	1.00	36.9%	45.0	0.536	8230	8.84	956
28	0.55	B	T	NO	1.00	57.7%	65.4	0.611	12174	10.64	949
30	0.55	B	T	NO	1.00	56.4%	63.7	0.688	12764	11.17	943
32	0.75	B	T	NO	1.00	57.3%	64.5	0.743	13316	11.75	954
34	0.75	B	T	NO	1.00	56.4%	63.3	0.804	14075	11.84	950
36	0.75	B	T	NO	1.00	56.4%	63.1	0.865	15066	11.90	946
38	0.75	B	T	NO	1.00	57.1%	63.7	0.930	15880	12.29	942

71-4T

⊲ [°]	PN	MC	EC	VSD	SR	ηe [%]	N	[kW]	[m³/h]	[mmH₂O]	[RPM]
8	1.1	C	S	NO	1.00	50.2%	56.5	0.999	10244	17.99	1456
10	1.1	C	S	NO	1.00	48.7%	54.5	1.172	11274	18.59	1448
12	1.1	C	S	NO	1.00	47.9%	53.4	1.346	12330	19.20	1440
14	1.5	C	S	NO	1.00	48.4%	53.6	1.495	13405	19.83	1450
16	1.5	C	S	NO	1.00	45.8%	50.6	1.717	14522	19.88	1443
18	2.2	C	S	NO	1.00	45.2%	49.8	1.906	15360	20.62	1452
20	2.2	C	S	NO	1.00	44.8%	49.1	2.168	16397	21.78	1446
22	2.2	C	S	NO	1.00	42.8%	46.8	2.369	17056	21.84	1441
24	2.2	C	S	NO	1.00	42.2%	45.9	2.566	17819	22.30	1436
26	3	C	S	NO	1.00	42.1%	45.6	2.734	18933	22.31	1445
28	3	C	S	NO	1.00	40.7%	44.0	2.976	19369	22.96	1441
30	3	C	S	NO	1.00	38.7%	41.8	3.225	19849	23.10	1436
32	3	C	S	NO	1.00	37.3%	40.2	3.456	20418	23.20	1431
34	4	C	S	NO	1.00	36.2%	39.0	3.681	21714	22.57	1460
36	4	B	T	NO	1.00	64.6%	67.0	4.158	28986	34.02	1455
38	4	B	T	NO	1.00	62.8%	65.0	4.510	29926	34.78	1451

71-6T

⊲ [°]	PN	MC	EC	VSD	SR	ηe [%]	N	[kW]	[m³/h]	[mmH₂O]	[RPM]
8	0.55	C	S	NO	1.00	46.8%	56.4	0.302	6712	7.72	975
10	0.55	C	S	NO	1.00	45.3%	54.5	0.354	7386	7.98	971
12	0.55	C	S	NO	1.00	44.6%	53.4	0.406	8078	8.24	966
14	0.55	C	S	NO	1.00	44.4%	52.8	0.459	8783	8.51	962
16	0.55	C	S	NO	1.00	42.0%	50.1	0.527	9514	8.53	956
18	0.55	C	S	NO	1.00	40.7%	48.4	0.596	10063	8.85	951
20	0.55	C	S	NO	1.00	40.3%	47.7	0.678	10743	9.35	944
22	0.75	C	S	NO	1.00	39.6%	46.9	0.720	11175	9.37	955
24	0.75	C	S	NO	1.00	39.0%	46.1	0.779	11674	9.57	951
26	0.75	C	S	NO	1.00	38.4%	45.2	0.842	12404	9.58	947
28	0.75	C	S	NO	1.00	37.1%	43.7	0.916	12690	9.86	943
30	1.1	C	S	NO	1.00	36.1%	42.5	0.972	13005	9.92	961
32	1.1	C	S	NO	1.00	34.8%	41.0	1.041	13377	9.96	958
34	1.1	C	S	NO	1.00	33.4%	39.4	1.123	14226	9.69	955
36	1.1	B	T	NO	1.00	59.5%	65.2	1.268	18991	14.60	949
38	1.1	B	T	NO	1.00	57.9%	63.4	1.376	19607	14.93	945

Erp. Best efficiency point (BEP) characteristics

80-4T

⊲ [°]	PN	MC	EC	VSD	SR	ηe [%]	N	[kW]	[m³/h]	[mmH$_2$O]	[RPM]
8	1.5	C	S	NO	1.00	51.0%	55.9	1.683	13964	22.58	1444
10	2.2	C	S	NO	1.00	49.4%	53.8	1.987	15817	22.78	1450
12	2.2	C	S	NO	1.00	47.0%	51.0	2.417	16923	24.69	1440
14	3	C	S	NO	1.00	47.2%	50.7	2.746	18703	25.45	1445
16	3	C	S	NO	1.00	44.5%	47.4	3.404	20444	27.19	1432
18	4	C	S	NO	1.00	43.6%	46.1	4.011	22304	28.78	1457
20	5.5	C	S	NO	1.00	43.7%	45.8	4.605	23848	30.98	1474
22	5.5	C	S	NO	1.00	44.7%	46.6	4.902	24787	32.44	1473
24	5.5	C	S	NO	1.00	42.9%	44.6	5.410	25791	33.05	1470
26	5.5	C	S	NO	1.00	42.0%	43.5	5.852	26826	33.68	1467
28	7.5	C	S	NO	1.00	41.1%	42.3	6.423	27918	34.75	1473
30	7.5	C	S	NO	1.01	40.4%	41.4	7.090	29984	35.12	1471
32	7.5	C	S	NO	1.01	39.5%	40.2	7.743	31204	35.97	1468

80-6T

⊲ [°]	PN	MC	EC	VSD	SR	ηe [%]	N	[kW]	[m³/h]	[mmH$_2$O]	[RPM]
8	1.1	C	S	NO	1.00	49.2%	57.5	0.491	9149	9.69	980
10	1.1	C	S	NO	1.00	46.7%	54.5	0.591	10363	9.78	976
12	1.1	C	S	NO	1.00	44.5%	51.8	0.718	11087	10.60	971
14	1.1	C	S	NO	1.00	44.0%	50.9	0.828	12254	10.92	967
16	1.1	C	S	NO	1.00	41.5%	47.7	1.026	13395	11.67	959
18	1.1	C	S	NO	1.00	40.2%	45.9	1.224	14613	12.35	951
20	1.5	C	S	NO	1.00	40.8%	46.2	1.388	15625	13.30	970
22	1.5	C	S	NO	1.00	41.7%	46.9	1.478	16240	13.93	968
24	1.5	C	S	NO	1.00	40.0%	45.0	1.631	16897	14.19	964
26	1.5	C	S	NO	1.00	39.2%	44.0	1.764	17576	14.46	962
28	2.2	C	S	NO	1.00	38.6%	43.2	1.922	18291	14.92	964
30	2.2	C	S	NO	1.00	38.0%	42.3	2.122	19645	15.07	960
32	2.2	C	S	NO	1.00	37.1%	41.1	2.317	20444	15.44	956

90-4T

⊲ [°]	PN	MC	EC	VSD	SR	ηe [%]	N	[kW]	[m³/h]	[mmH$_2$O]	[RPM]
8	3	C	S	NO	1.00	51.9%	55.2	3.028	19656	29.36	1440
10	3	C	S	NO	1.00	51.1%	54.0	3.468	23364	27.87	1431
12	4	C	S	NO	1.00	50.5%	53.0	4.049	25081	29.94	1456
14	4	C	S	NO	1.00	50.8%	52.9	4.602	27678	31.02	1450
16	5.5	C	S	NO	1.00	49.1%	50.8	5.393	29635	32.80	1470
18	5.5	C	S	NO	1.00	47.7%	49.0	6.251	31521	34.72	1465
20	7.5	C	S	NO	1.00	46.8%	47.8	7.035	33277	36.37	1471
22	7.5	C	S	NO	1.01	45.2%	45.9	7.879	35009	37.36	1467
24	11	C	S	NO	1.01	44.3%	44.8	8.627	36254	38.77	1479
26	11	C	S	NO	1.01	43.6%	43.7	9.577	37545	40.84	1477
28	11	C	S	NO	1.01	41.7%	41.7	10.667	39574	41.28	1474
30	11	C	S	NO	1.01	40.0%	40.0	11.780	41490	41.74	1471
32	15	C	S	NO	1.01	39.0%	38.9	12.781	43446	42.17	1477

90-6T

⊲ [°]	PN	MC	EC	VSD	SR	ηe [%]	N	[kW]	[m³/h]	[mmH$_2$O]	[RPM]
8	1.5	C	S	NO	1.00	49.6%	56.3	0.891	12878	12.60	981
10	1.5	C	S	NO	1.00	48.9%	55.1	1.020	15307	11.96	978
12	1.5	C	S	NO	1.00	47.7%	53.5	1.205	16432	12.85	974
14	1.5	C	S	NO	1.00	48.0%	53.5	1.370	18134	13.31	970
16	1.5	C	S	NO	1.00	45.8%	50.8	1.625	19416	14.08	965
18	2.2	C	S	NO	1.00	45.3%	49.9	1.850	20652	14.90	965
20	2.2	C	S	NO	1.00	44.0%	48.3	2.106	21802	15.61	960
22	2.2	C	S	NO	1.00	42.5%	46.4	2.358	22937	16.04	955
24	2.2	C	S	NO	1.00	41.1%	44.8	2.615	23753	16.64	950
26	3	C	S	NO	1.00	41.1%	44.5	2.858	24599	17.53	976
28	3	C	S	NO	1.00	39.3%	42.4	3.183	25928	17.72	973
30	3	C	S	NO	1.00	37.7%	40.6	3.515	27183	17.92	970
32	4	C	S	NO	1.00	37.0%	39.7	3.789	28464	18.10	976

Erp. Best efficiency point (BEP) characteristics

100-4T

◁ [°]	PN	MC	EC	VSD	SR	ηe [%]	N	[kW]	[m³/h]	[mmH$_2$O]	[RPM]
8	4	C	S	NO	1.00	55.5%	57.8	4.250	28902	29.96	1454
10	5.5	C	S	NO	1.00	52.1%	53.9	5.240	30466	32.94	1471
12	5.5	C	S	NO	1.00	50.3%	51.6	6.210	32807	34.96	1465
14	7.5	C	S	NO	1.00	49.9%	50.9	7.100	35267	36.91	1471
16	7.5	C	S	NO	1.00	47.9%	48.5	8.268	37591	38.73	1466
18	11	C	S	NO	1.01	47.3%	47.5	9.324	39898	40.62	1477
20	11	C	S	NO	1.01	46.6%	46.6	10.492	42175	42.59	1474
22	11	C	S	NO	1.01	43.9%	43.9	12.052	44571	43.65	1470
24	15	C	S	NO	1.01	42.4%	42.2	13.415	47975	43.55	1476
26	15	C	S	NO	1.01	41.0%	40.8	14.939	49411	45.57	1473
28	15	C	S	NO	1.01	40.0%	39.8	16.186	50259	47.37	1471
30	18.5	B	T	NO	1.01	63.4%	63.1	17.435	67547	60.14	1474
32	18.5	B	T	NO	1.00	63.4%	63.0	17.976	81688	51.24	1473

100-6T

◁ [°]	PN	MC	EC	VSD	SR	ηe [%]	N	[kW]	[m³/h]	[mmH$_2$O]	[RPM]
8	2.2	C	S	NO	1.00	53.4%	59.1	1.242	18936	12.86	976
10	2.2	C	S	NO	1.00	49.5%	54.7	1.551	19961	14.14	971
12	2.2	C	S	NO	1.00	47.8%	52.4	1.838	21494	15.01	965
14	2.2	C	S	NO	1.00	46.9%	51.2	2.125	23106	15.84	960
16	2.2	C	S	NO	1.00	45.0%	48.9	2.474	24629	16.62	953
18	3	C	S	NO	1.00	44.6%	48.1	2.782	26140	17.44	976
20	3	C	S	NO	1.00	43.9%	47.1	3.131	27632	18.28	974
22	4	C	S	NO	1.00	42.1%	45.0	3.539	29202	18.74	977
24	4	C	S	NO	1.00	40.2%	42.8	3.983	30892	19.06	974
26	4	C	S	NO	1.00	38.9%	41.2	4.429	32373	19.56	971
28	5.5	C	S	NO	1.00	38.5%	40.6	4.730	32928	20.34	977
30	5.5	B	T	NO	1.00	60.7%	62.5	5.125	44255	25.82	976
32	5.5	B	T	NO	1.00	60.6%	62.4	5.284	53520	22.00	975

125-4T/3

◁ [°]	PN	MC	EC	VSD	SR	ηe [%]	N	[kW]	[m³/h]	[mmH$_2$O]	[RPM]
8	7.5	C	S	NO	1.00	51.3%	52.1	7.732	41511	35.13	1468
10	11	C	S	NO	1.00	52.6%	52.9	9.098	46792	37.56	1478
12	11	C	S	NO	1.00	53.7%	53.7	10.561	52185	39.90	1474
14	11	C	S	NO	1.01	55.1%	55.0	12.025	57655	42.19	1471
16	15	C	S	NO	1.01	54.9%	54.8	13.664	62205	44.33	1475
18	15	C	S	NO	1.01	54.3%	54.0	15.545	67316	46.06	1472
20	18.5	C	S	NO	1.01	54.4%	54.0	17.323	72427	47.79	1474
22	18.5	C	S	NO	1.01	52.2%	51.7	19.993	77315	49.54	1470
24	22	C	S	NO	1.01	50.6%	50.1	22.394	82218	50.63	1472
26	30	C	S	NO	1.01	51.1%	50.5	24.524	84773	54.27	1485
28	30	C	S	NO	1.01	47.9%	47.2	27.084	90252	52.81	1483
30	30	C	S	NO	1.01	46.0%	45.2	29.766	94744	53.05	1482
32	30	C	S	NO	1.01	44.1%	43.3	32.197	96187	54.28	1480
34	37	C	S	NO	1.01	41.5%	40.6	35.389	105433	51.16	1482
36	37	B	T	NO	1.01	72.5%	71.6	39.195	121252	86.13	1480
38	45	B	T	NO	1.01	72.3%	71.2	42.145	125685	89.03	1478

Erp. Best efficiency point (BEP) characteristics

125-4T/6

⊲ [°]	PN	MC	EC	VSD	SR	ηe [%]	N	[kW]	[m³/h]	[mmH$_2$O]	[RPM]
8	11	C	S	NO	1.01	56.8%	56.8	12.019	48508	51.71	1471
10	15	C	S	NO	1.01	56.0%	55.8	14.423	52757	56.25	1474
12	18.5	C	S	NO	1.01	56.5%	56.2	16.578	58230	59.12	1475
14	18.5	C	S	NO	1.01	57.1%	56.7	18.813	63848	61.84	1472
16	22	C	S	NO	1.01	56.4%	55.9	21.703	68837	65.30	1473
18	30	C	S	NO	1.01	56.1%	55.5	24.370	77896	64.43	1485
20	30	C	S	NO	1.01	56.3%	55.6	27.347	80997	69.77	1483
22	30	C	S	NO	1.01	54.5%	53.7	30.990	85910	72.17	1481
24	37	C	S	NO	1.01	53.6%	52.7	34.666	88480	77.19	1483
26	37	C	S	NO	1.01	52.1%	51.1	38.796	93638	79.23	1481
28	45	C	S	NO	1.01	49.6%	48.5	44.005	102038	78.56	1477
30	55	C	S	NO	1.01	46.8%	45.7	48.644	106474	78.56	1479
32	55	C	S	NO	1.01	44.4%	43.1	53.455	110911	78.56	1477
34	55	C	S	NO	1.01	42.1%	40.8	58.161	116500	77.12	1475
36	75	B	T	NO	1.01	70.2%	68.8	64.063	136742	120.78	1488
38	75	B	T	NO	1.01	70.2%	68.8	69.029	142272	125.19	1487

125-4T/9

⊲ [°]	PN	MC	EC	VSD	SR	ηe [%]	N	[kW]	[m³/h]	[mmH$_2$O]	[RPM]
8	18.5	C	S	NO	1.01	69.3%	68.9	17.720	37304	120.90	1474
10	18.5	C	S	NO	1.01	59.8%	59.4	19.295	56423	75.15	1471
12	22	C	S	NO	1.01	57.1%	56.6	21.805	61289	74.68	1473
14	22	C	S	NO	1.01	55.7%	55.1	23.707	73859	65.67	1470
16	30	C	S	NO	1.01	53.2%	52.5	28.561	80439	69.38	1482
18	37	C	S	NO	1.01	52.2%	51.4	33.442	87528	73.29	1483
20	37	C	S	NO	1.01	51.7%	50.8	38.503	94456	77.46	1481
22	45	C	S	NO	1.01	50.6%	49.6	43.142	97688	82.16	1478
24	45	C	S	NO	1.01	50.1%	48.9	47.794	101406	86.68	1475
26	55	C	S	NO	1.01	50.6%	49.4	52.342	106241	91.67	1478
28	55	C	S	NO	1.01	49.4%	48.1	58.152	112236	93.94	1475
30	75	C	S	NO	1.01	49.3%	47.9	63.649	120361	95.67	1488
32	75	C	S	NO	1.01	48.2%	46.8	69.211	125253	97.81	1487
34	75	C	S	NO	1.01	45.7%	44.2	75.996	130939	97.53	1486
36	90	B	T	NO	1.01	72.4%	70.8	83.094	145177	152.12	1487
38	90	B	T	NO	1.02	70.2%	68.6	90.538	149120	156.66	1486

125-6T/3

⊲ [°]	PN	MC	EC	VSD	SR	ηe [%]	N	[kW]	[m³/h]	[mmH$_2$O]	[RPM]
8	3	C	S	NO	1.00	49.0%	53.1	2.278	27197	15.08	981
10	3	C	S	NO	1.00	49.6%	53.2	2.715	30657	16.12	977
12	3	C	S	NO	1.00	50.6%	53.8	3.152	34190	17.13	973
14	4	C	S	NO	1.00	52.7%	55.6	3.531	37774	18.11	977
16	4	C	S	NO	1.00	52.1%	54.6	4.051	40755	19.03	974
18	4	C	S	NO	1.00	51.5%	53.7	4.608	44104	19.77	970
20	5.5	C	S	NO	1.00	52.0%	53.9	5.092	47452	20.51	976
22	5.5	C	S	NO	1.00	49.9%	51.4	5.877	50654	21.27	972
24	7.5	C	S	NO	1.00	49.7%	50.9	6.486	53010	22.32	977
26	7.5	C	S	NO	1.00	48.9%	49.8	7.224	56526	22.97	974
28	7.5	C	S	NO	1.00	46.3%	46.9	7.973	59317	22.84	972
30	11	C	S	NO	1.00	44.7%	45.1	8.615	62074	22.77	979
32	11	C	S	NO	1.00	43.0%	43.2	9.358	64946	22.76	977
34	11	C	S	NO	1.00	40.2%	40.2	10.268	68214	22.21	975
36	11	B	T	NO	1.00	70.1%	70.1	11.398	79441	36.97	972
38	15	B	T	NO	1.00	70.1%	70.0	12.217	82345	38.21	974

Erp. Best efficiency point (BEP) characteristics

125-6T/6

⊲ [°]	PN	MC	EC	VSD	SR	ηe [%]	N	[kW]	[m³/h]	[mmH₂O]	[RPM]
8	4	C	S	NO	1.00	54.4%	57.3	3.530	31781	22.20	977
10	4	C	S	NO	1.00	53.1%	55.5	4.276	34565	24.14	972
12	5.5	C	S	NO	1.00	54.1%	56.1	4.873	38151	25.38	977
14	5.5	C	S	NO	1.00	54.7%	56.3	5.530	41832	26.55	974
16	7.5	C	S	NO	1.00	54.6%	55.8	6.307	45100	28.03	978
18	7.5	C	S	NO	1.00	53.8%	54.8	7.137	51036	27.66	975
20	7.5	C	S	NO	1.00	54.0%	54.6	8.009	53067	29.95	972
22	11	C	S	NO	1.00	52.9%	53.2	8.969	56286	30.98	978
24	11	C	S	NO	1.00	51.5%	51.6	10.146	57719	33.26	975
26	11	C	S	NO	1.00	50.3%	50.3	11.282	61349	34.01	972
28	15	C	S	NO	1.00	48.1%	48.0	12.756	66852	33.72	973
30	15	C	S	NO	1.00	45.2%	45.0	14.156	69759	33.72	970
32	15	C	S	NO	1.00	42.9%	42.6	15.556	72666	33.72	967
34	18.5	C	S	NO	1.00	40.9%	40.6	16.829	76327	33.10	979
36	18.5	B	T	NO	1.01	67.8%	67.4	18.637	89589	51.84	977
38	18.5	B	T	NO	1.01	67.9%	67.4	20.081	93213	53.74	975

125-6T/9

⊲ [°]	PN	MC	EC	VSD	SR	ηe [%]	N	[kW]	[m³/h]	[mmH₂O]	[RPM]
8	5.5	C	S	NO	1.01	66.3%	68.1	5.209	24441	51.89	975
10	5.5	C	S	NO	1.00	57.2%	58.8	5.672	36967	32.26	973
12	7.5	C	S	NO	1.00	55.3%	56.6	6.337	40155	32.06	978
14	7.5	C	S	NO	1.00	53.9%	54.9	6.890	48390	28.19	976
16	7.5	C	S	NO	1.00	51.1%	51.6	8.364	52702	29.78	970
18	11	C	S	NO	1.00	50.5%	50.6	9.725	57346	31.46	976
20	11	C	S	NO	1.00	50.0%	50.0	11.197	61885	33.25	973
22	15	C	S	NO	1.00	49.1%	49.0	12.506	64003	35.27	974
24	15	C	S	NO	1.00	48.9%	48.7	13.845	65542	37.94	971
26	15	C	S	NO	1.01	48.9%	48.7	15.232	69606	39.35	968
28	18.5	C	S	NO	1.01	48.0%	47.6	16.827	73534	40.32	979
30	18.5	C	S	NO	1.01	47.6%	47.2	18.516	78857	41.07	977
32	18.5	C	S	NO	1.01	46.6%	46.1	20.134	82062	41.98	975
34	22	C	S	NO	1.01	44.6%	44.1	21.901	85787	41.86	977
36	30	B	T	NO	1.01	70.8%	70.2	23.874	95116	65.30	989
38	30	B	T	NO	1.01	68.8%	68.1	26.013	97699	67.25	988

Accessories

See accessories section.

INT

IAT

CABLE BOX

C2V

AET

AR

CENTRAL CO

VSD

RT